

Cave Junction Parks & Recreation Master Plan – Volume II



July 2017

Volume II - Appendices

Prepared for:

City of Cave Junction

222 W Lister Street
Cave Junction, OR 97523

Prepared by:

Community Service Center

A Program of the
University of Oregon,
School of Planning, Public Policy and Management



UNIVERSITY OF OREGON



Special Thanks & Acknowledgements

The Community Service Center wishes to thank Roger Brandt of the Illinois Valley Community Development Organization (IVCanDO) and the City of Cave Junction staff for their assistance and advice throughout this project. We would also like to acknowledge the Project Advisory Committee, whose members provided invaluable feedback and assistance with organizing and hosting community outreach events. Finally, we thank the residents of Cave Junction for their enthusiasm and thoughtful commentary – we hope this plan reflects the desires and excitement expressed by residents during the planning process.

Cave Junction Parks Advisory Committee

City of Cave Junction

Daniel Dalegowski
Lindsey B. Gillette
Travis Robbins

Boys and Girls Club

Jenna Larkin

Cave Junction Senior Center

Amelia Benson

Farmers Market

Sarah Kuhn

Handicap Support Access League

Randy Samuelson

Illinois Valley Community Development Organization

Roger Brandt

Kate Dwyer

Menno Kraai

Kenny Houck

Judy Hoyle

Mary Reynolds

Illinois Valley Garden Club

Jeanette Rogers

KXCJ Radio

Keeeth Withrieas

Lions Club

Marty Haynie

Rusk Ranch Nature Center

Kimberly Lehman

Three Rivers School District

Scott Polen

Bruce Reece

David Regal

Tanner Smith

Gene Merrill

Community Members

Maureen Connolly

Community Service Center Research Team

Bethany Steiner, Director

Kyle Collins, Project Manager

Ellee Stapleton, Landscape Designer

Alexis Griffin

Aniko Drlik-Muehleck

Caroline Mellor

Jordan Katcher

Manola Colabianchi

Ramy Barhouche

Stefan Golos

About the Community Service Center

The Community Service Center (CSC) is a research center affiliated with the Department of Planning, Public Policy, and Management at the University of Oregon. It is an interdisciplinary organization that assists Oregon communities by providing planning and technical assistance to help solve local issues and improve the quality of life for Oregon residents. The role of the CSC is to link the skills, expertise, and innovation of higher education with the transportation, economic development, and environmental needs of communities and regions in the State of Oregon, thereby providing service to Oregon and learning opportunities to the students involved.

Table of Contents

APPENDIX A: EVENT AND PROGRAM INVENTORY	A-1
APPENDIX B: COMMUNITY SURVEY	B-1
FULL SURVEY RESULTS	B-2
OPEN-ENDED RESPONSES.....	B-55
APPENDIX C: COMMUNITY OUTREACH.....	C-1
MEMO 1: KICKOFF MEETING SUMMARY	C-2
MEMO 2: COMMUNITY WORKSHOP SUMMARY	C-6
MEMO 3: EASTER EGG HUNT ACTIVITY SUMMARY.....	C-14
MEMO 4: YOUTH OUTREACH SUMMARY.....	C-16
APPENDIX D: POOL RESOURCES	D-1
APPENDIX E: RESOURCES	E-1
SECTION A: BATHROOM BEST PRACTICES	E-2
SECTION B: PARKS AND RECREATION FUNDING SOURCES.....	E-5
SECTION C: RECOMMENDED PARTNERSHIPS.....	E-14
SECTION D: THREE RIVERS SCHOOL DISTRICT FORMS.....	E-15

APPENDIX A: EVENT AND PROGRAM INVENTORY

This appendix contains the inventory of community oriented events and sport programs in Cave Junction. This inventory is presented in the form of tables on the following pages, and contains the name of the event or program and the group that organizes the events or programs.

Event Inventory

Event	Location	Organizer	Timeline	Note
Antique Auto Show	Jubilee Park	Lion's Club	Last Weekend in June	
Labor Day Festival	Jubilee Park	Lion's Club, John Waltermeyer	Labor Day Weekend (Friday, Saturday, Sunday)	Free; fees charged for some activities. First held in 1937.
Summer Concerts in the Park	Jubilee Park	Chamber of Commerce	Thursdays: – Mid-June till July (7 weeks)	
Easter Egg Hunt	Jubilee Park	Lion's Club	Easter Sunday (early-mid April)	
Children Fair and Pet Parade	Jubilee Park		May 6th, 2017	
Farmers Market	Jubilee Park	Farmers Market	Fridays, 4-7pm; (Opens April 21st this year)	
IV by Candlelight: Lighting our way to Safety	Jubilee Park	CJ Patrols, IV Fire District, Neighborhood Watch	July	
Barter Faire	Lake Selmac	Dome School	Third Weekend in June	
Siskiyou Folk & Bluegrass Festival	Lake Selmac	Chamber of Commerce	Mid-July	fee: \$12-15 ticket; \$5 parking
Moon Tree Run (5K and 10K)	Smokejumper Museum, IV Airport (4.5 miles S. of C.J)	Siskiyou Smokejumper Base Museum	Early June Weekend	
River Festival	Illinois River Forks State Park (half a mile S. of C.J)	Forks State Park	Second Saturday in June	
Birds and Brews Fundraiser	Selma	Siskiyou Field Institute	First Weekend in June	
Acorn Festival	Selma Center (9 miles N. of C.J)	Cultural and Ecological Enhancement Network	First Weekend in October	Free; Native America acorn use history, and techniques; basket weaving classes.
Quilt Show	Senior Center	Valley Girls Quilt Club	Third Weekend in October	Entrance fee raggle; supports youth & senior center programs
Annual Flea Market	Senior Center	Senior Center	Early June	
Artober Festival	Kerby Belt Building	Southern Oregon Guild, Joyce Abrams	Third Weekend in October	
Chill Cook Off	Kerby Belt Building	Sarah Kuhn, CJ Farmers Market	March 17th	Farmers Market and KXCJ Radio fundraiser; \$5

Event Inventory

Event	Location	Organizer	Timeline	Note
Chill Cook Off		Shelly Davis	Early March	Annual fundraiser for Little League
Cave Junction Clean Up Day	IV Family Resource Center	Rotary Club	Mid-March	
Disc Golf Tournament		Illinois Valley Community Development Organization, Roger Brandt	First Weekend in October	
The Freakin' Fabulous Fermentation Festival	Frog Farm: 9044 Takilma Rd, Cave Junction, Oregon	Spiral Living Center	Late October	
Highway 199 Yard Sale	Properties along Highway 199	Eastern Star, Hazel Griffith	August	
Spring & Fall Plant Sale	Oregon Mountain Real Estate Parking Lot, CJ	IV Garden Club	Late May & October	Proceeds to IV High School Scholarship Fund
Artisan Holiday Faire	Community Bible Church, CJ	Illinois River Valley Arts Council	Early December	
Mardi Gras Masked Ball	Takilma Community Building, CJ	Dome School	Late February	
Illinois Valley Whirlwind Play Festival	Takilma Community Building, CJ	Dome School	Early February	
New Year's Eve Party & Gingerbread Bum	Takilma Community Building, CJ	Dome School	New Year Eve	
Winter Holiday Bazaar	Takilma Community Building, CJ	Dome School	Early December and Mid-April	
Elders Day Celebration	Takilma Community Building, CJ	Dome School	Early August	2nd Annual
Martin Luther King Celebration and Dance Benefit	Takilma Community Building, CJ	Dome School	MLK Saturday	11th Annual
Women's Cafe Art and Performances	Takilma Community Building, CJ	Dome School	Mid-March	\$8-15 fee

Program Inventory

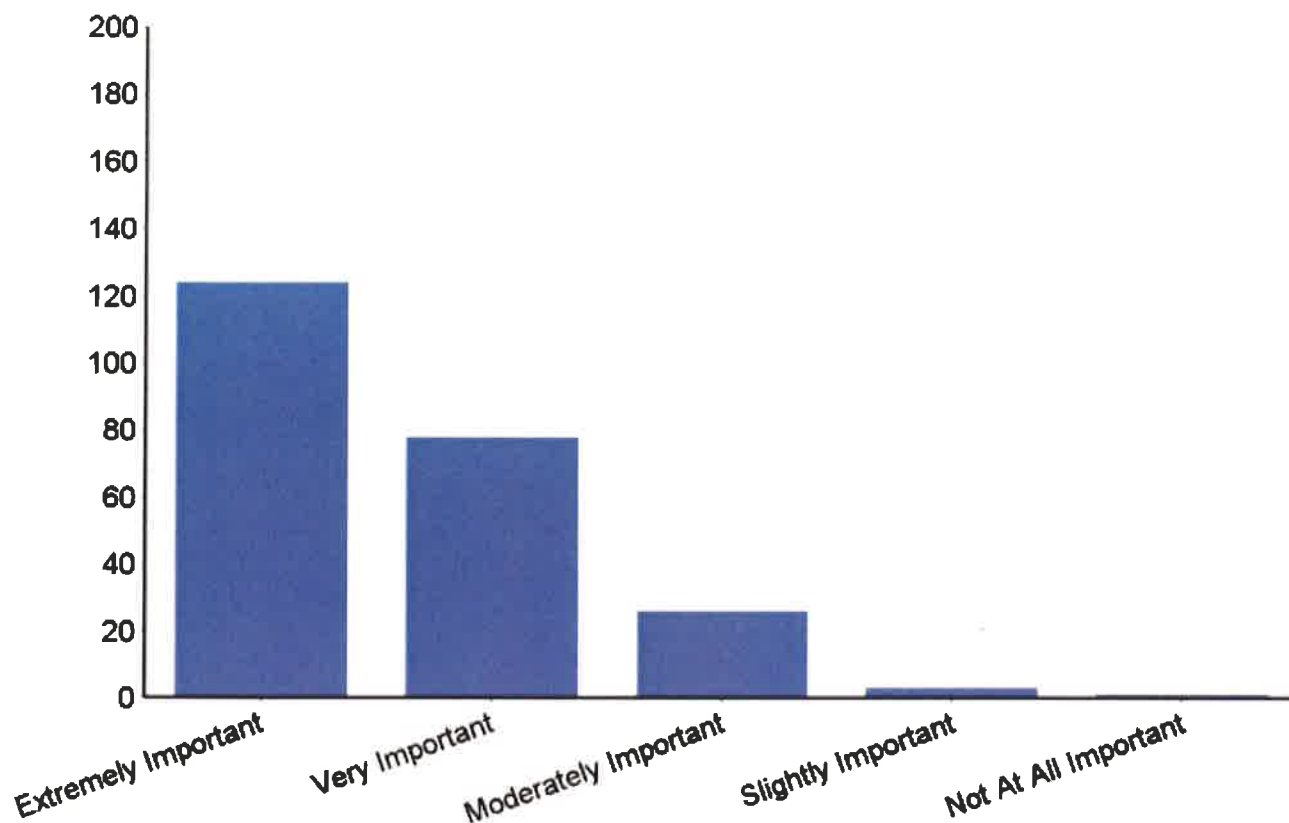
Program	Location	Organizer	Timeline	Note
Football	Lorna Byrne Middle School	Sarah McNamara, Athletic Director		
Basketball (Boys & Girls)	Lorna Byrne Middle School	Sarah McNamara, Athletic Director		
Wrestling	Lorna Byrne Middle School	Sarah McNamara, Athletic Director		
Volleyball	Lorna Byrne Middle School	Sarah McNamara, Athletic Director		
Track & Field	Lorna Byrne Middle School	Sarah McNamara, Athletic Director		
Football	Illinois Valley High School	Bruce Reese, Athletic Director		
Golf (Boys & Girls)	Illinois Valley High School	Bruce Reese, Athletic Director		
Cross Country	Illinois Valley High School	Bruce Reese, Athletic Director		
Equestrian	Illinois Valley High School	Bruce Reese, Athletic Director		
Basketball (Boys & Girls)	Illinois Valley High School	Bruce Reese, Athletic Director		
Wrestling	Illinois Valley High School	Bruce Reese, Athletic Director		
Volleyball	Illinois Valley High School	Bruce Reese, Athletic Director		
Cheerleading	Illinois Valley High School	Bruce Reese, Athletic Director		
Baseball/Softball	Illinois Valley High School	Bruce Reese, Athletic Director		
Football	Illinois Valley High School	Bruce Reese, Athletic Director		
Track & Field	Illinois Valley High School	Bruce Reese, Athletic Director		
Little League	Jubilee Park	Little League	Mid-February - Late June	
City/ Adult League	Jubilee Park	Little League	Late June - Early September	
Community Music Night	Old Bridgeview Community Church, CJ	Old Bridgeview Community Church	1st and 3rd Sundays	
Health & Fitness Classes	Healthy U	Healthy U	Ongoing	
Educational Meetings; Community Projects	Methodist Church, CJ	IV Garden Club	Ongoing	
SUN School	Rusk Ranch Nature Center, CJ	Rusk Ranch Nature Center	Summer	Summer school for low-income children (no public summer school option)
Senior Center Public Events	Senior Center	Senior Center	Ongoing	Saturday Breakfast, bingo
Cave Junction Patrol	Monthly Meetings - Wild River Pizza Deli	IVCanDo supports	Ongoing	
RiverStars Performing Arts	Evergreen Elementary, CJ	Oregon Community Foundation, IVCanDo, Three Rivers School District, & Dancefarm.	Ongoing	Free, designed for kids who can't afford arts classes
Learning through Arts	After School program, CJ	Illinois River Valley Arts Council	Ongoing	
Hearts and Hooves	Holland Loop Road, CJ	Hearts and Hooves	Ongoing	Therapeutic horse riding for those with disabilities
Youth and Adult Education Programs	Siskiyou Field Institute (Selma, 20 miles from CJ)	Siskiyou Field Institute	Ongoing	

APPENDIX B: COMMUNITY SURVEY

This appendix contains the results of the Community Survey administered by the CSC team between April 18 to May 16, 2017. During this process, the CSC collected a total of 259 responses (193 full responses and 66 partial responses). The CSC team used the results of the Community Survey, along with feedback from outreach events, to develop priority goals and actions to guide future development of the Cave Junction parks and recreation system.

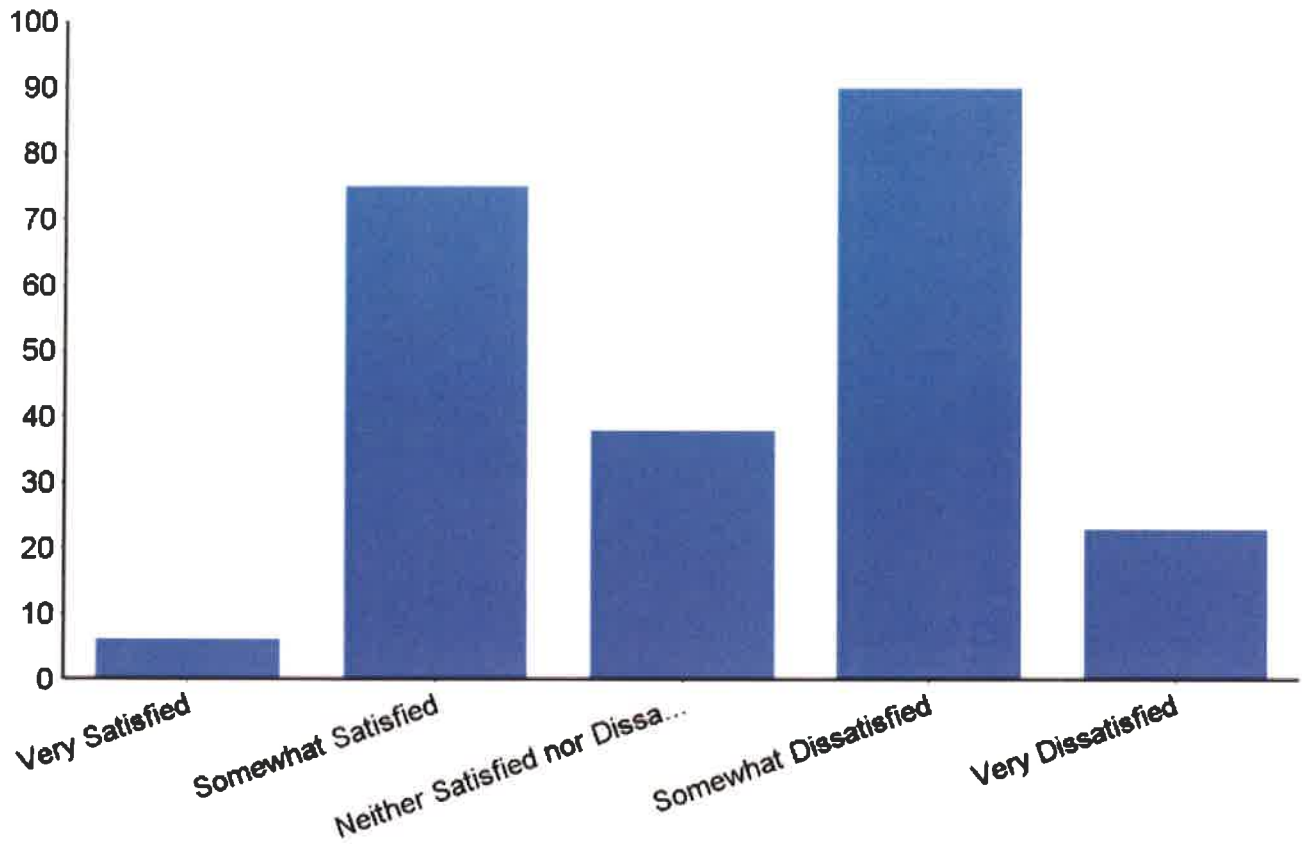
The information contained in this appendix includes summary graphs of the responses to each of the survey questions, and tables that present the responses to open-ended (write-in) survey questions.






1. How important are parks and recreation to your quality of life (including facilities, classes, events, and teams)?



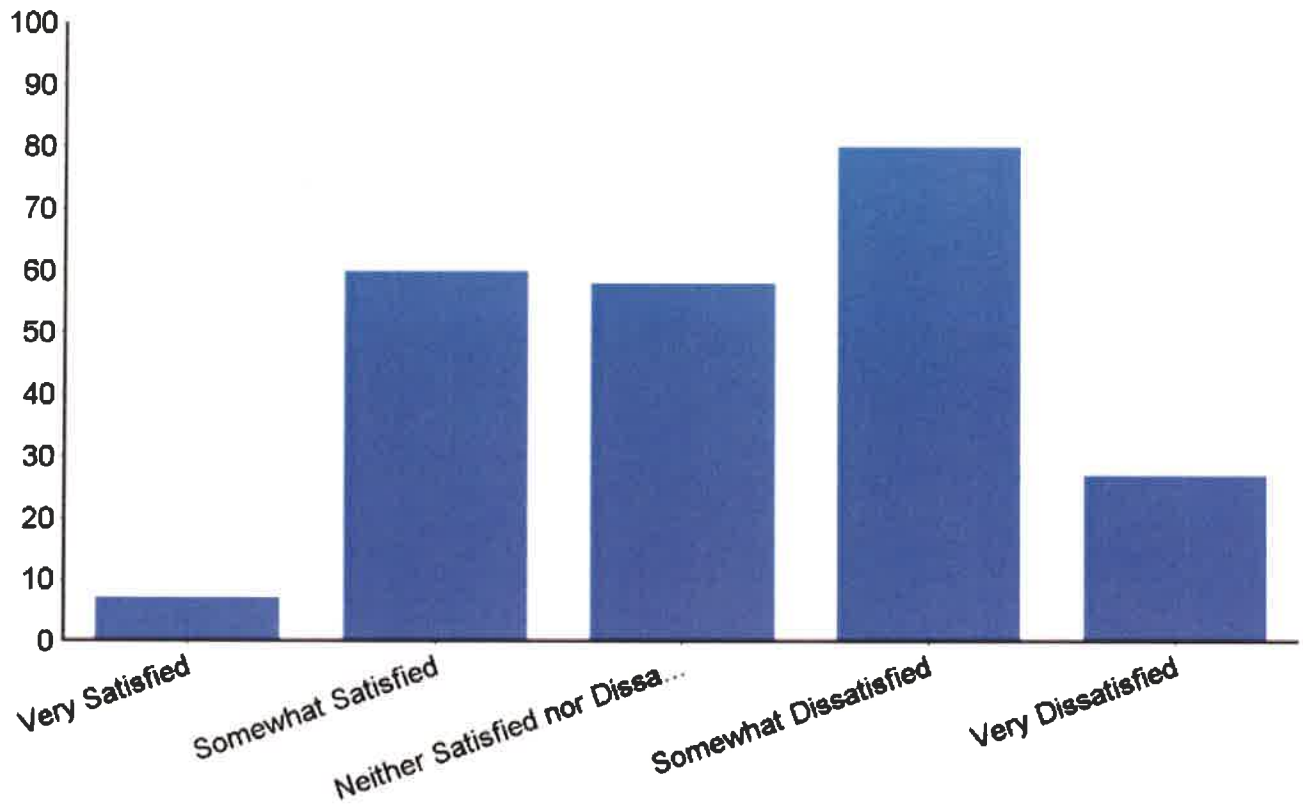
#	Answer	Bar	Response	%
1	Extremely Important		124	53.45%
2	Very Important		78	33.62%
3	Moderately Important		26	11.21%
4	Slightly Important		3	1.29%
5	Not At All Important		1	0.43%
	Total		232	100.00%






2. What is your level of satisfaction with the park offerings in Cave Junction?



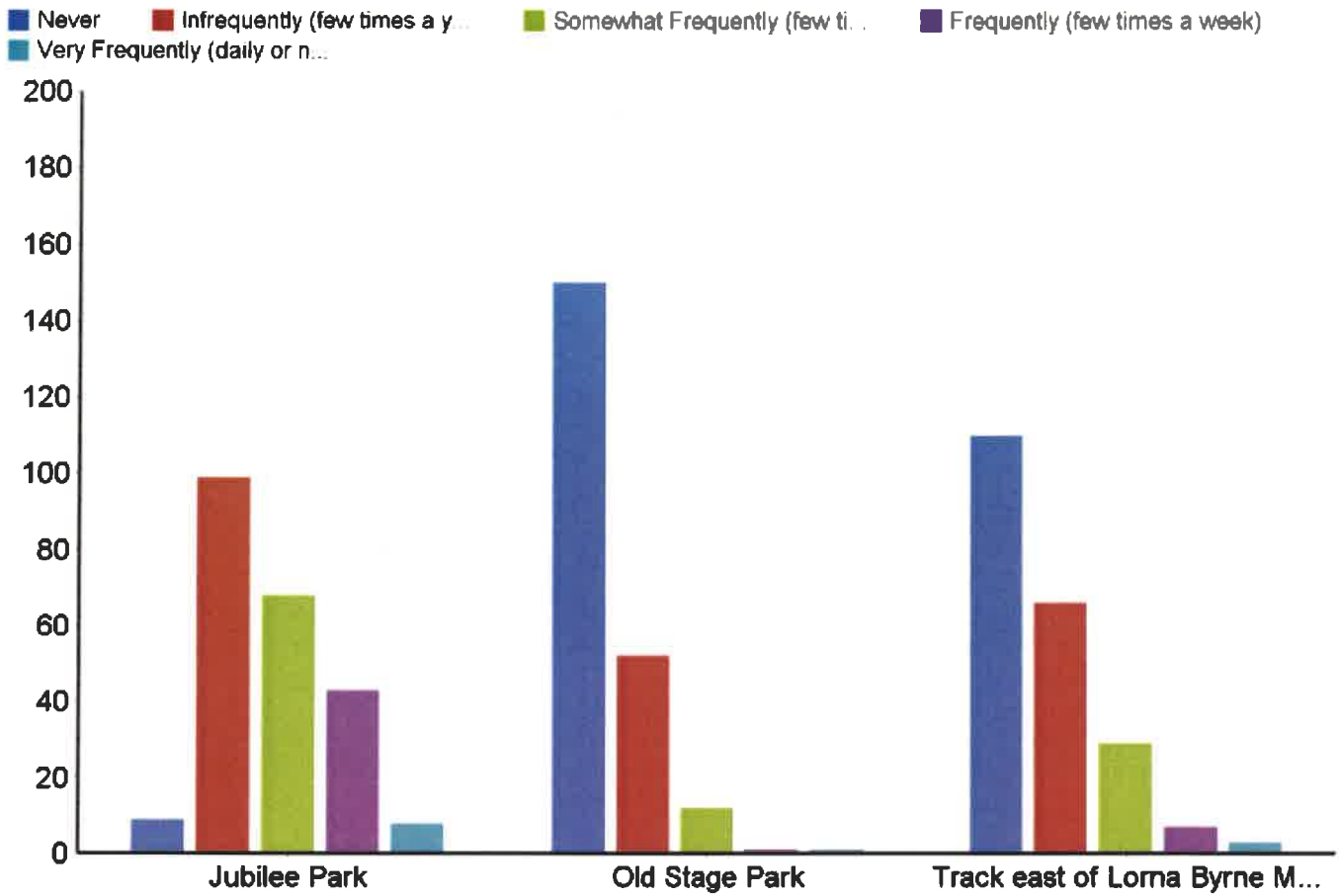
#	Answer	Bar	Response	%
1	Very Satisfied		6	2.59%
2	Somewhat Satisfied		75	32.33%
3	Neither Satisfied nor Dissatisfied		38	16.38%
4	Somewhat Dissatisfied		90	38.79%
5	Very Dissatisfied		23	9.91%
	Total		232	100.00%

3. What is your level of satisfaction with the recreation (classes, events, and outdoor activities) offerings in Cave Junction?



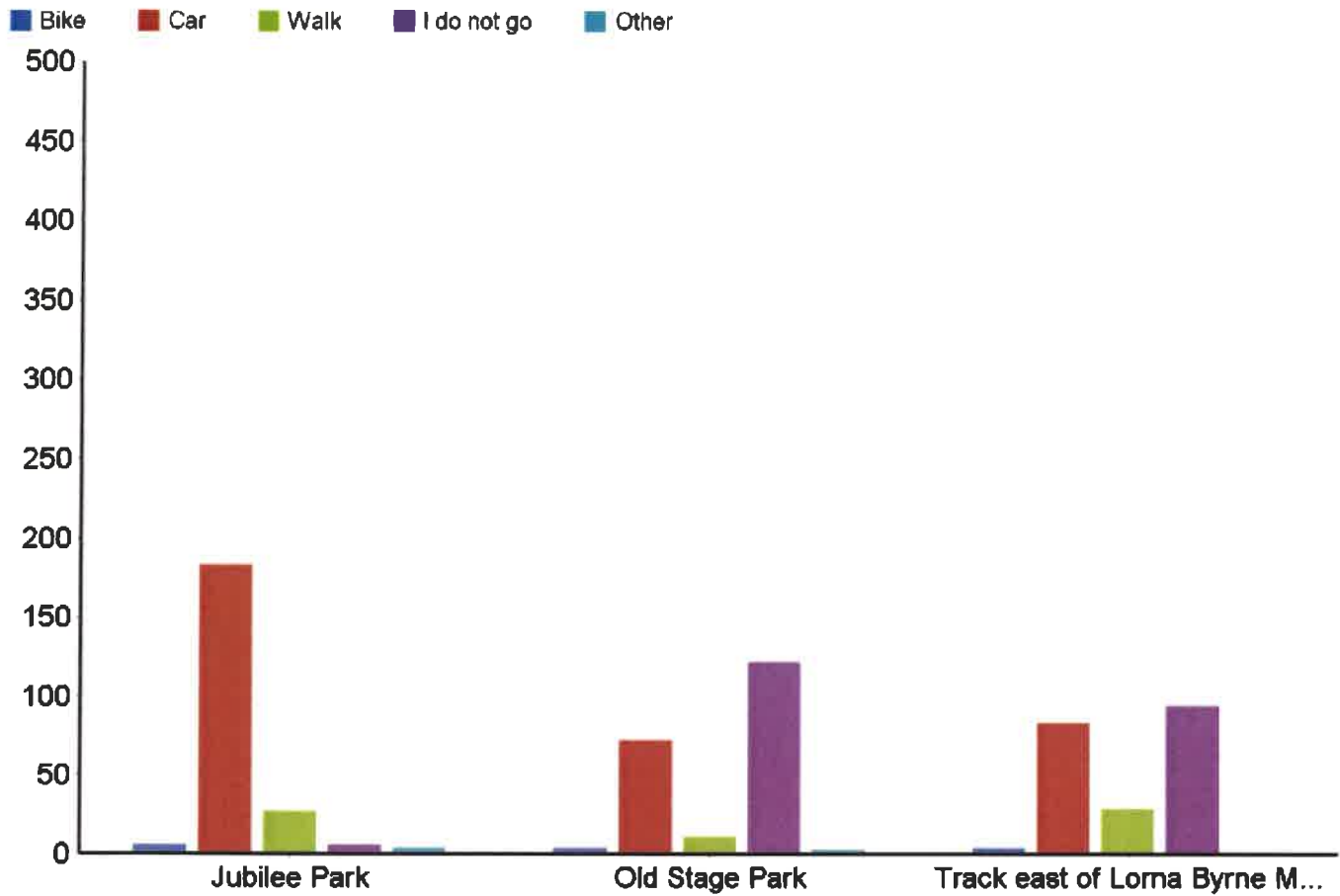
#	Answer	Bar	Response	%
1	Very Satisfied		7	3.02%
2	Somewhat Satisfied		60	25.86%
3	Neither Satisfied nor Dissatisfied		58	25.00%
4	Somewhat Dissatisfied		80	34.48%
5	Very Dissatisfied		27	11.64%
	Total		232	100.00%

4. How often have you used the parks/recreation areas in Cave Junction in the past year?



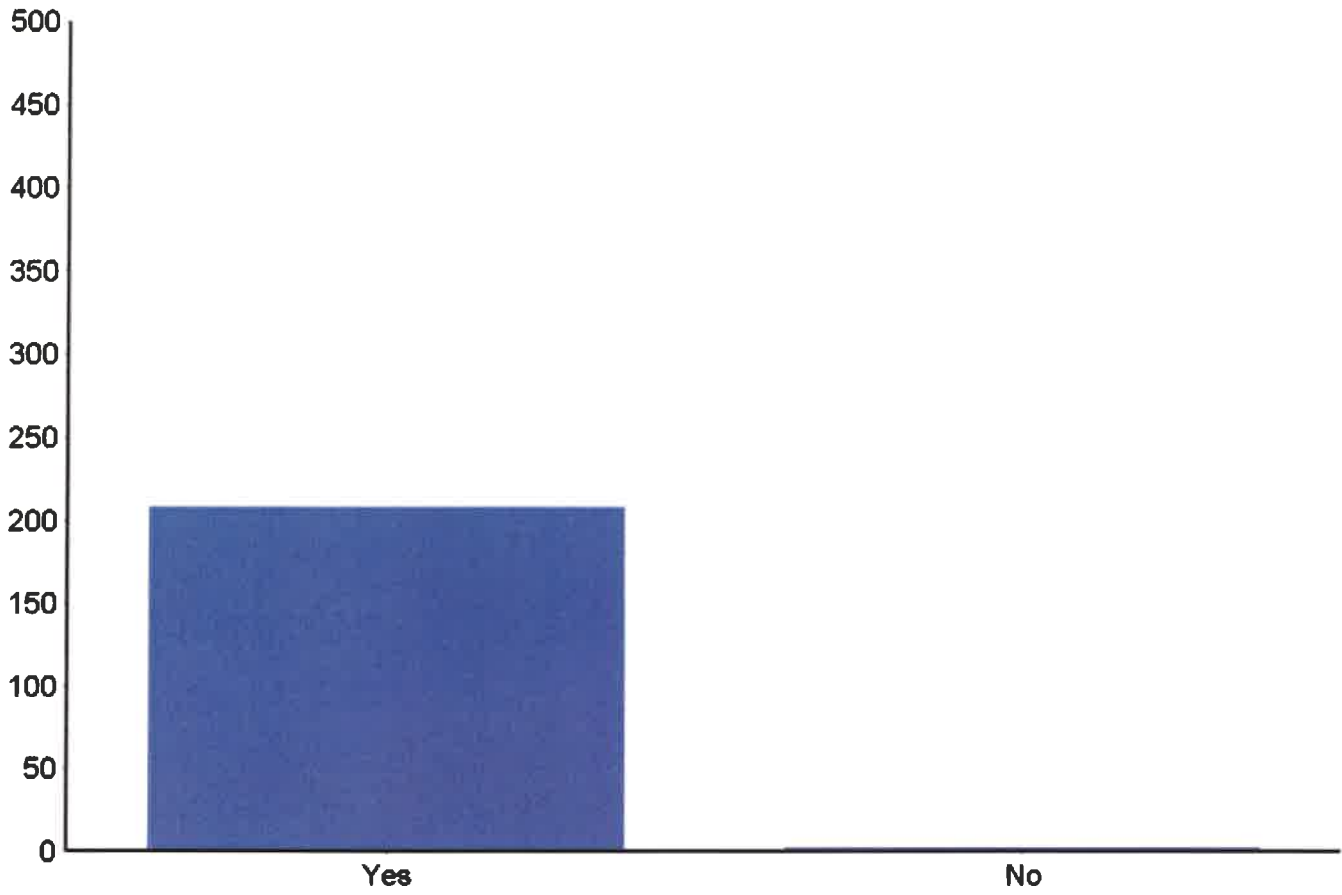
#	Question	Never	Infrequently (few times a year)	Somewhat Frequently (few times a month)	Frequently (few times a week)	Very Frequently (daily or near daily)	Response	Average Value
5	Jubilee Park	9	99	68	43	8	227	2.74
6	Old Stage Park	150	52	12	1	1	216	1.38
7	Track east of Lorna Byrne Middle School	110	66	29	7	3	215	1.73


5. Which form of transportation do you most frequently use when going to the Parks?



#	Question	Bike	Car	Walk	I do not go	Other	Response	Average Value
6	Jubilee Park	6	183	27	6	4	226	2.20
7	Old Stage Park	4	72	11	122	3	212	3.23
8	Track east of Lorna Byrne Middle School	4	83	29	94	1	211	3.02

6. Have you ever visited Jubilee Park?



#	Answer	Bar	Response	%
1	Yes		208	99.05%
3	No		2	0.95%
	Total		210	100.00%









7. If you've been to Jubilee Park before, how satisfied are you with:





















#	Question	Very Satisfied	Somewhat Satisfied	Neither Satisfied nor Dissatisfied	Somewhat Dissatisfied	Very Dissatisfied	Response	Average Value
1	Overall quality	14	107	31	50	7	209	2.66
2	Level of maintenance	26	92	42	30	13	203	2.57
3	Feeling of safety	11	38	35	69	55	208	3.57
4	Range of recreation options (baseball, tennis, etc.)	24	91	48	40	4	207	2.56
5	Your ability to find and access Jubilee Park	126	67	11	2	2	208	1.50
6	Amount of community events (annual car show, Labor Day Festival, etc.)	56	104	35	10	2	207	2.02
7	Amount of parking	64	94	23	24	3	208	2.08
8	Wheelchair accessible paths and activities	31	57	94	14	9	205	2.58

8. Please briefly explain any of your ratings:

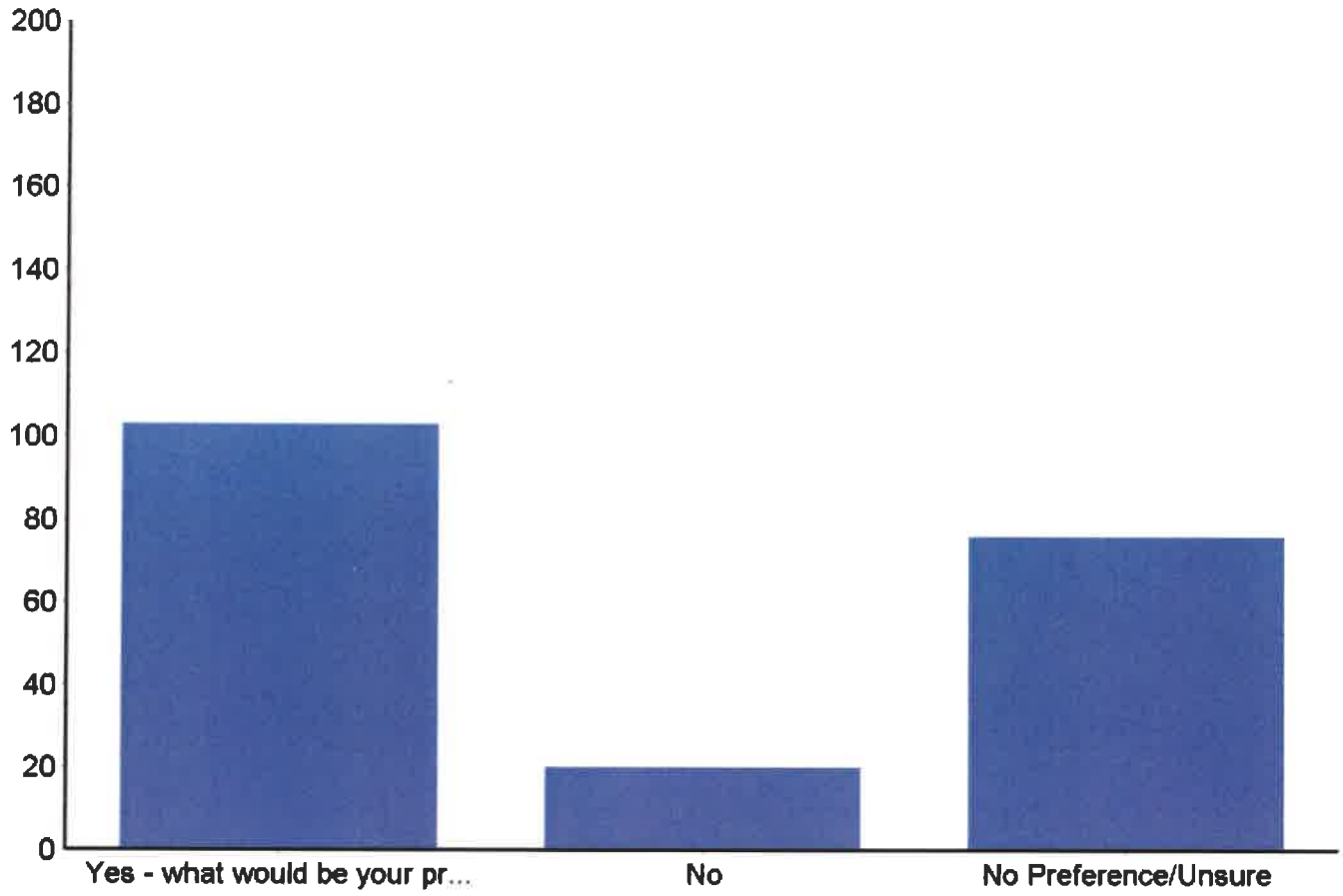





#	Answer	Bar	Response	%
1	Overall quality		114	72.61%
2	Level of maintenance		110	70.06%
3	Feeling of safety		136	86.62%
4	Range of recreation options		101	64.33%
5	Your ability to find and access Jubilee Park		83	52.87%
6	Amount of community events		92	58.60%
7	Amount of parking		91	57.96%
8	Wheelchair accessible paths and activities		71	45.22%
	Total		798	100.00%

9. Which, if any, of the following recreation amenities would you be most excited to see added to Jubilee Park? (Choose 3)

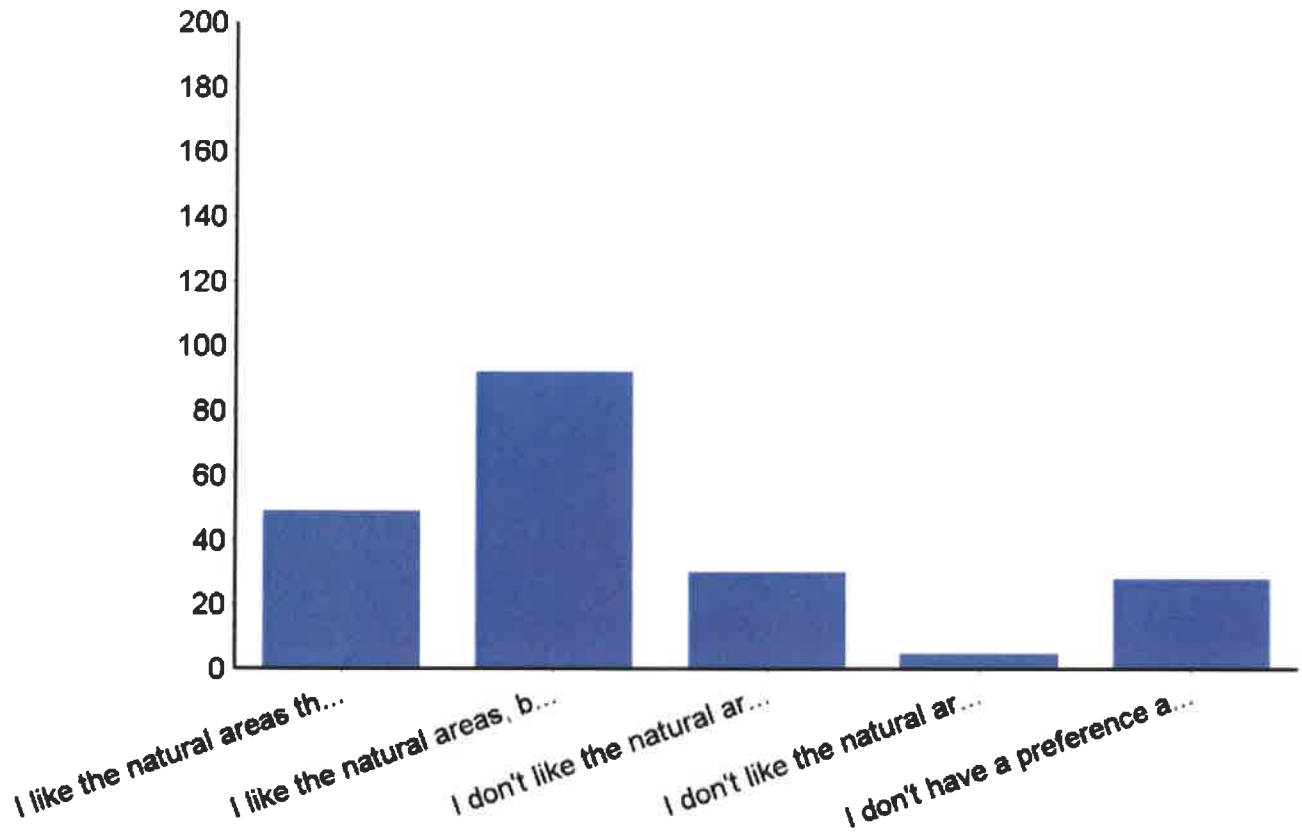
#	Answer	Bar	Response	%
1	An updated and expanded skate park		11	5.26%
2	A water spray park/pad		95	45.45%
3	A basketball court		38	18.18%
4	Additional baseball/softball field of adult-size		23	11.00%
5	Additional baseball/softball field of child-size		23	11.00%
6	A refurbished tennis court		23	11.00%
7	An improved walking trail or path		28	13.40%
8	An enclosed dog park		46	22.01%
9	Updated restrooms		87	41.63%
10	A park host residence		84	40.19%
11	Other		12	5.74%
12	I do not think Jubilee Park needs to be improved		1	0.48%
13	Permanent, covered shelter for farmers' market and other uses		57	27.27%
14	Information kiosk/Community bulletin board		12	5.74%
19	Chess tables		4	1.91%
20	Outdoor exercise equipment		27	12.92%
21	Improved wheelchair access		8	3.83%
24	Add shade facilities around the park		22	10.53%
	Total		601	100.00%

10. Would you like to see Jubilee Park expanded through additional land acquisitions?



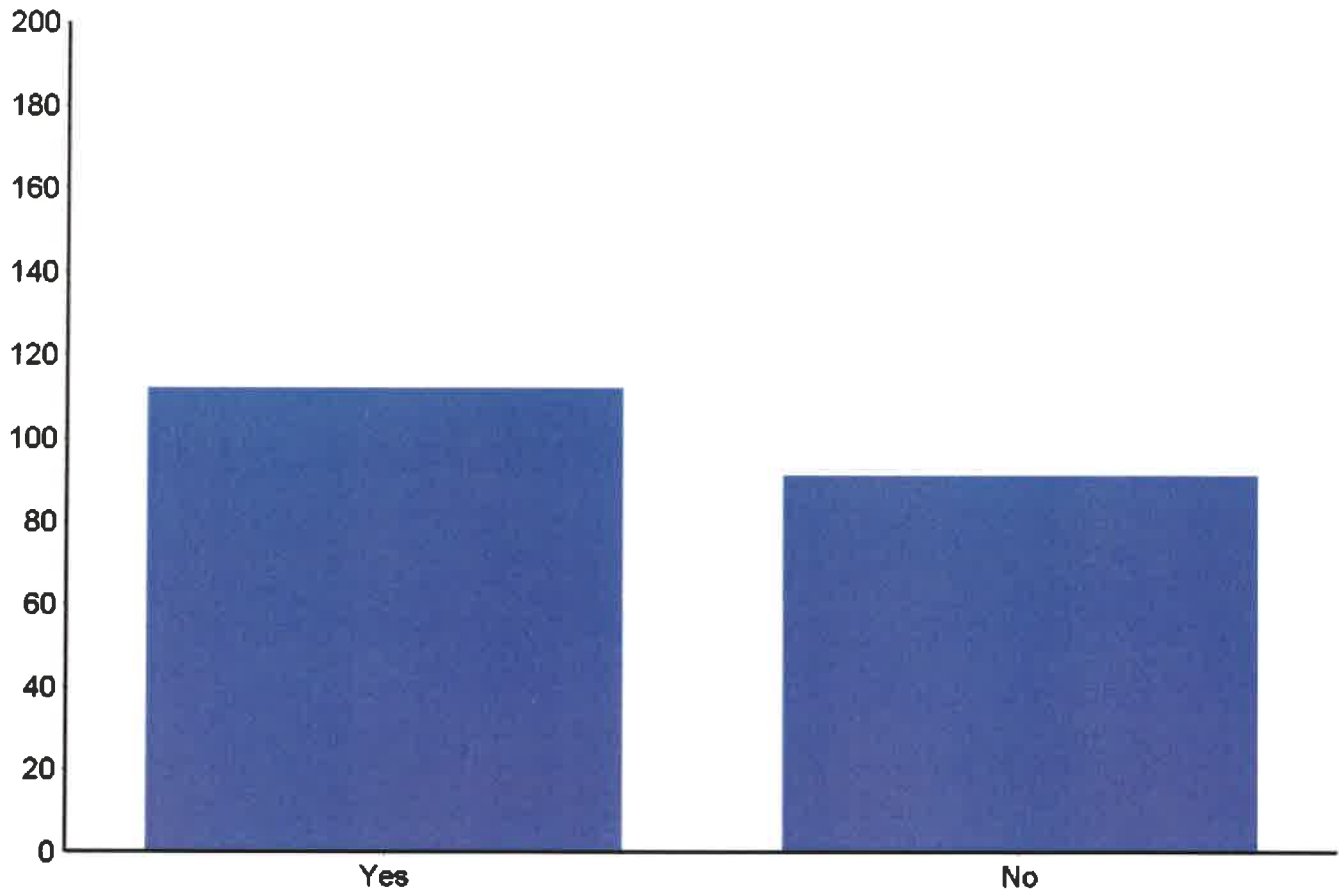
#	Answer	Bar	Response	%
1	Yes - what would be your primary purpose for adding the land?		103	51.76%
2	No		20	10.05%
3	No Preference/Unsure		76	38.19%
	Total		199	100.00%



11. How do you feel about the wooded and natural areas in the park?



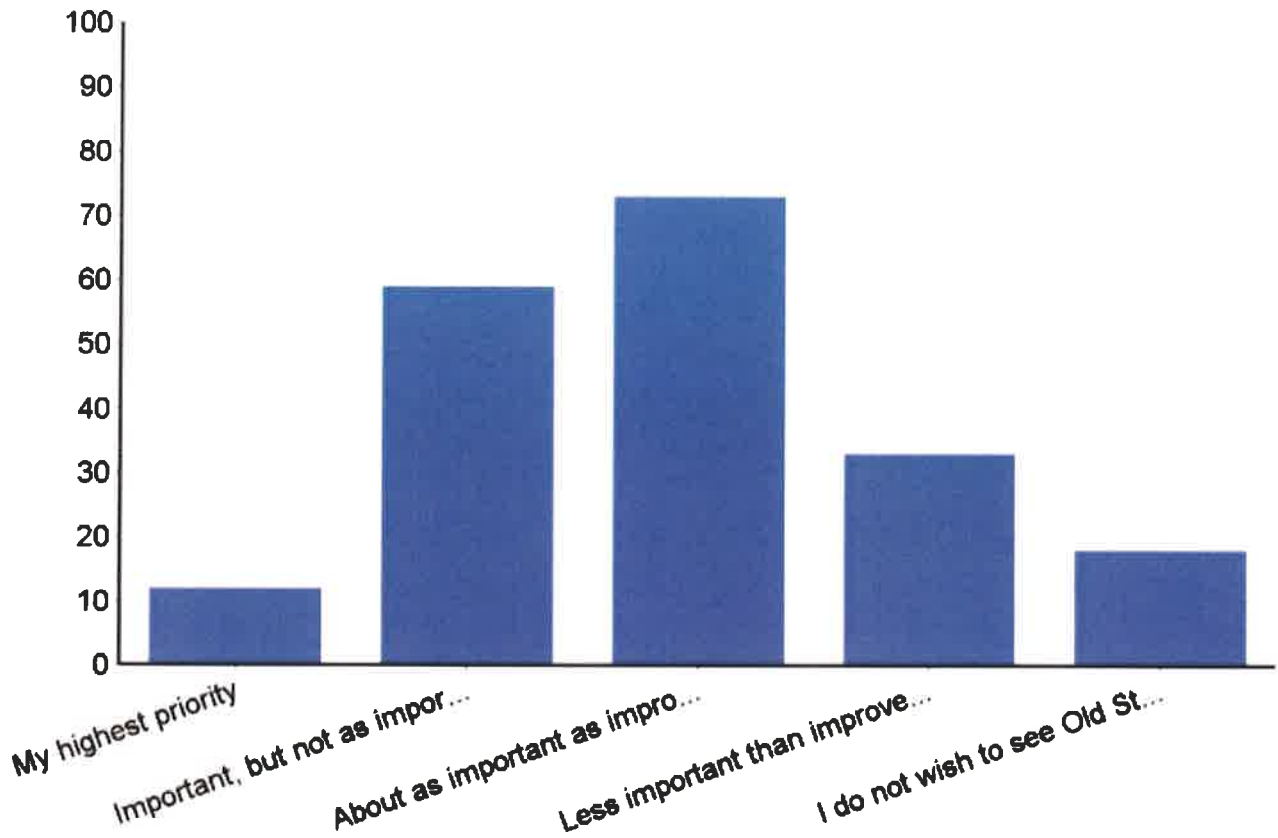
#	Answer	Bar	Response	%
1	I like the natural areas the way they are.		49	24.02%
2	I like the natural areas, but wish they were better maintained.		92	45.10%
3	I don't like the natural areas, and would prefer to replace them with other amenities.		30	14.71%
4	I don't like the natural areas, but changing them is not a priority for me.		5	2.45%
5	I don't have a preference about what happens to the natural areas.		28	13.73%
Total			204	100.00%






12. Have you ever been to Old Stage Park?



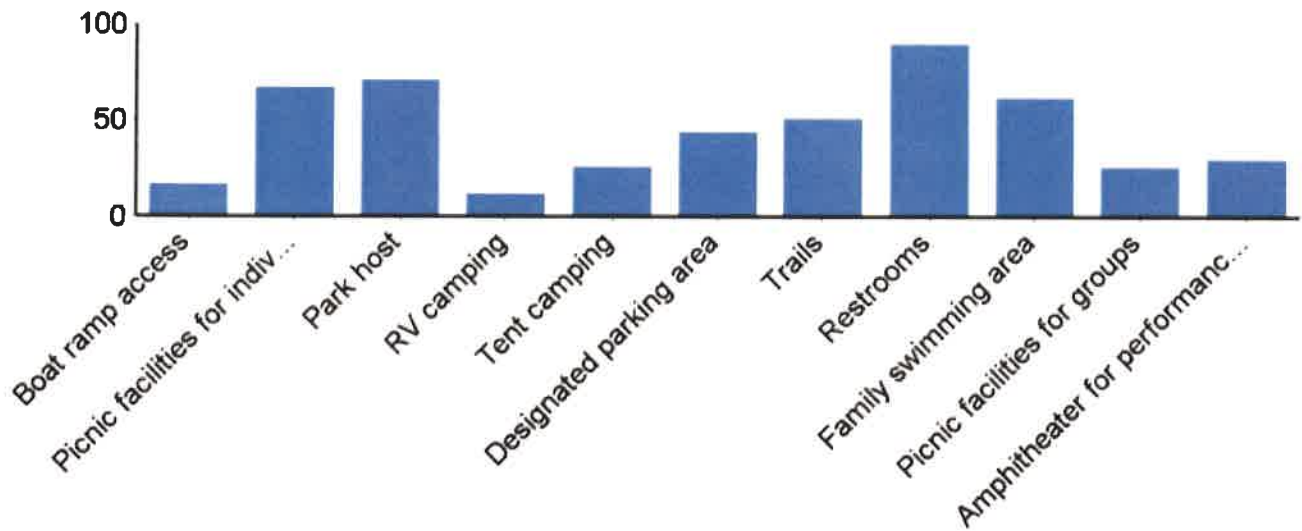
#	Answer	Bar	Response	%
1	Yes		112	55.17%
3	No		91	44.83%
	Total		203	100.00%

13. How would you rank the importance of developing Old Stage Park for community use?



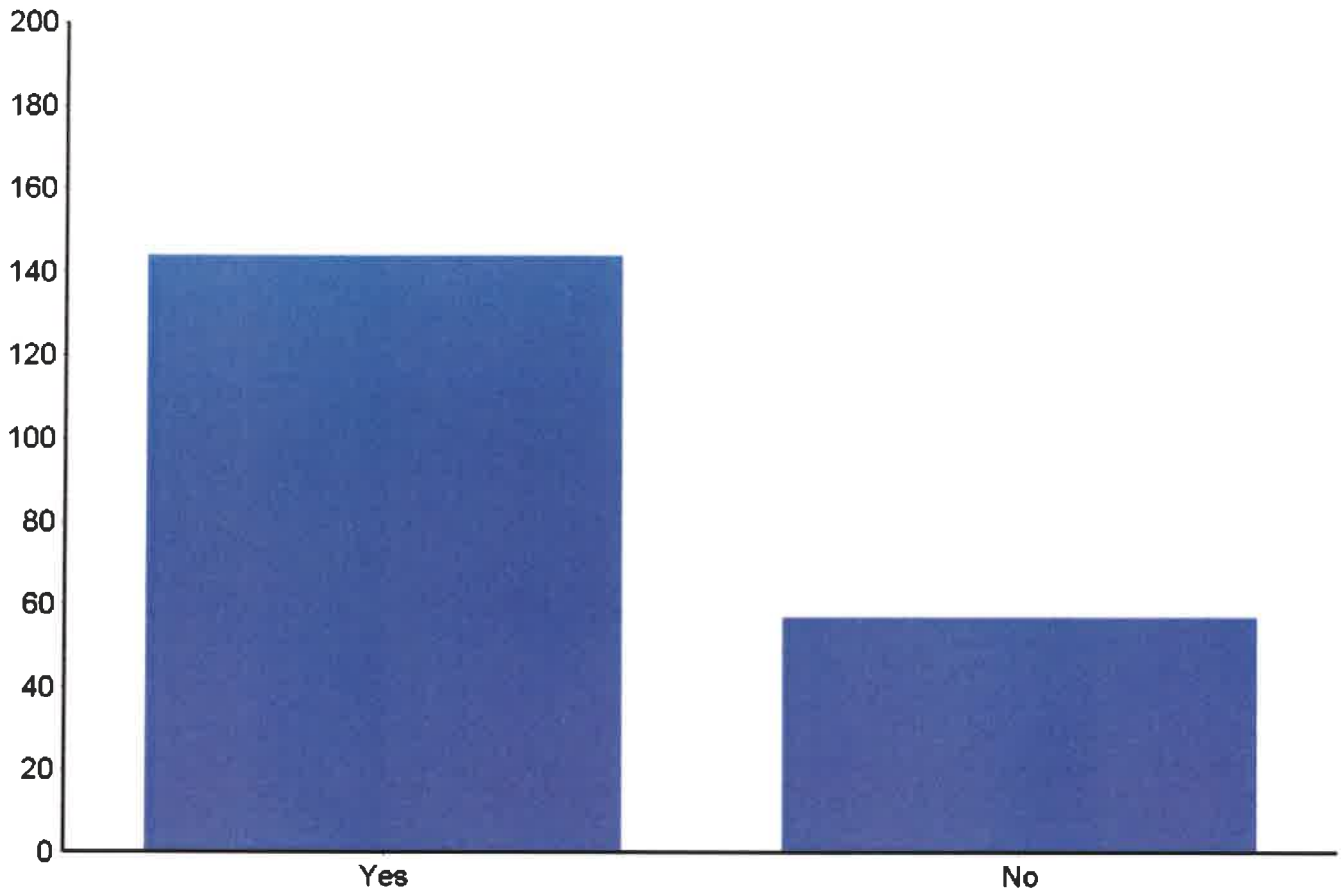
#	Answer	Bar	Response	%
1	My highest priority		12	6.15%
2	Important, but not as important as improving existing parks		59	30.26%
3	About as important as improvements and maintenance at other parks		73	37.44%
4	Less important than improvements and maintenance at other parks		33	16.92%
5	I do not wish to see Old Stage Park developed.		18	9.23%
Total			195	100.00%


14. If you feel like it's important to develop, which of the following would you most like to see at Old Stage Park? (Choose 3)



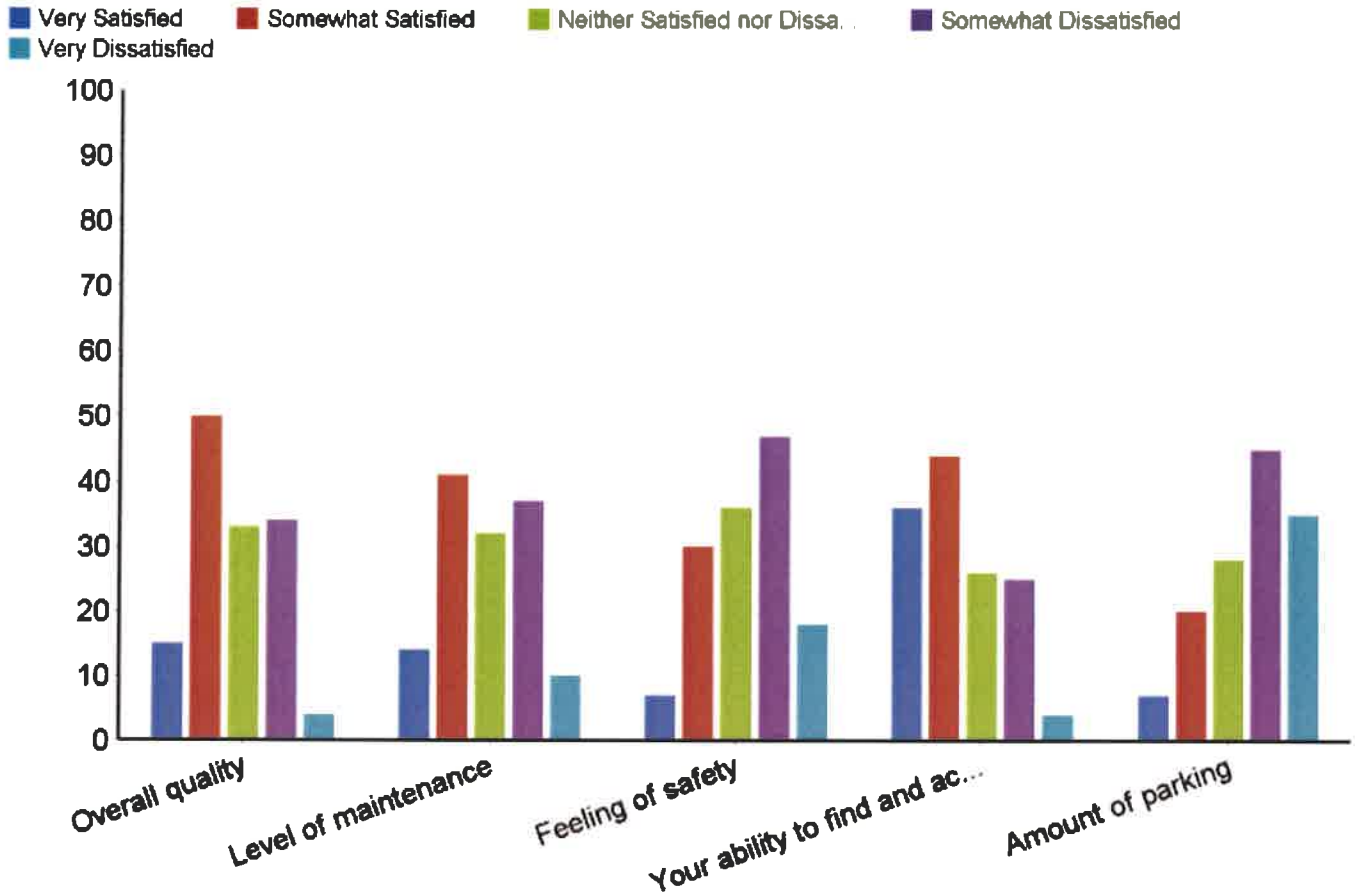
#	Answer	Bar	Response	%
1	Boat ramp access		17	9.88%
2	Picnic facilities for individual families		67	38.95%
3	Park host		71	41.28%
4	RV camping		12	6.98%
5	Tent camping		26	15.12%
6	Designated parking area		44	25.58%
7	Trails		51	29.65%
8	Restrooms		90	52.33%
9	Family swimming area		62	36.05%
10	Picnic facilities for groups		26	15.12%
11	Amphitheater for performances or movie nights		30	17.44%
	Total		496	100.00%

15. Have you ever been to the Track east of Lorna Byrne Middle School?



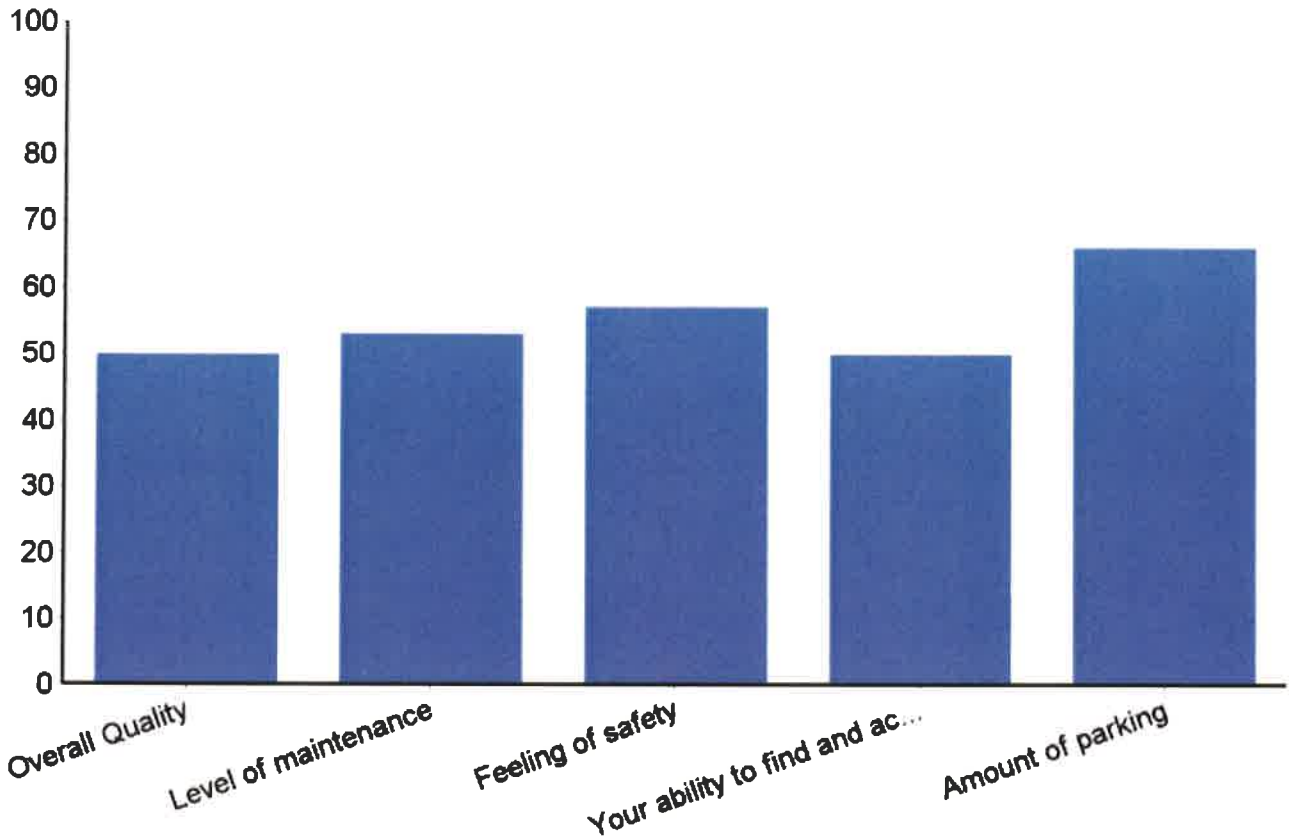
#	Answer	Bar	Response	%
1	Yes		144	71.64%
3	No		57	28.36%
	Total		201	100.00%






16. If you have been to the Track east of Lorna Byrne Middle School, how satisfied are you with:



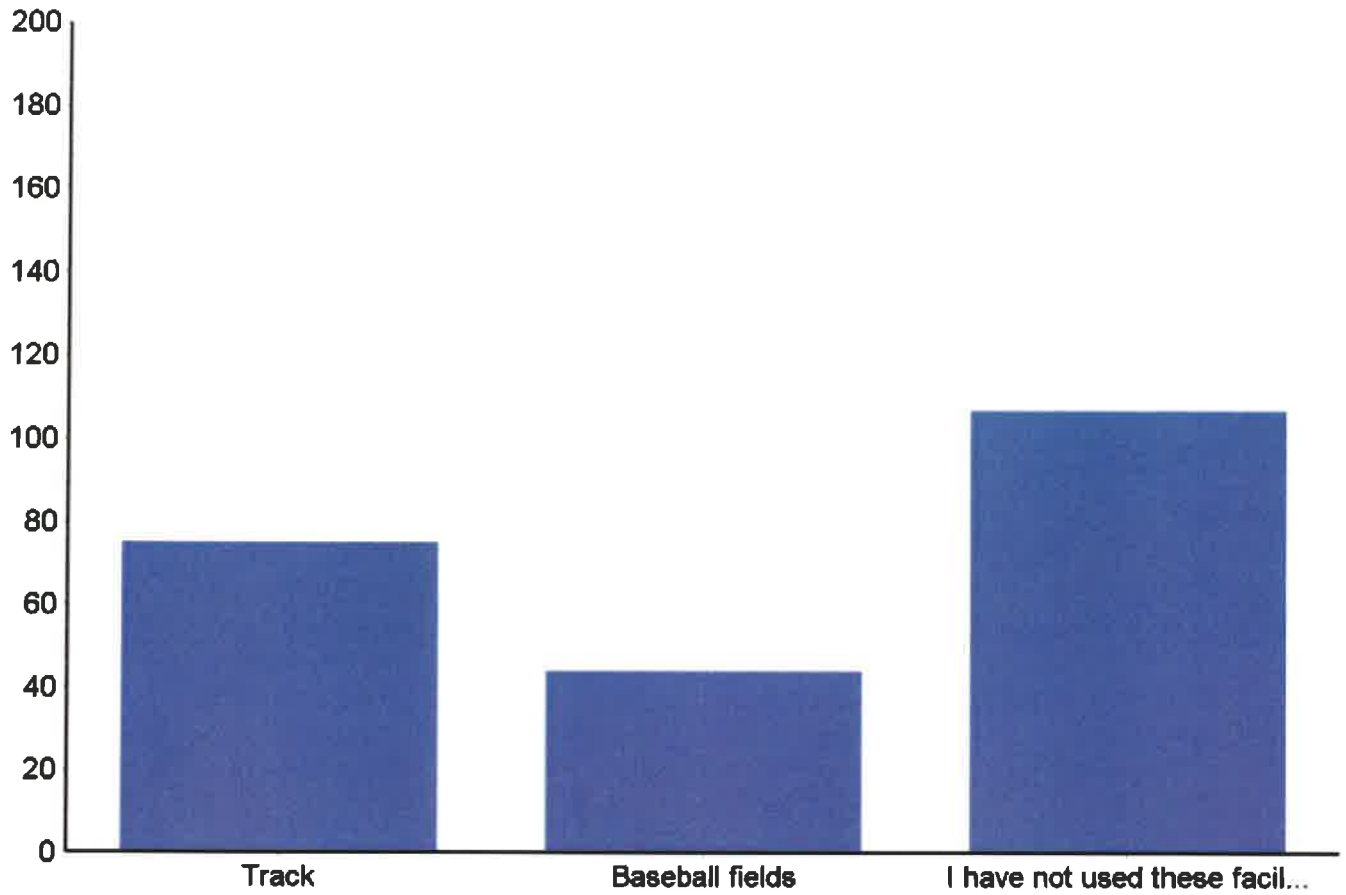
#	Question	Very Satisfied	Somewhat Satisfied	Neither Satisfied nor Dissatisfied	Somewhat Dissatisfied	Very Dissatisfied	Response	Average Value
1	Overall quality	15	50	33	34	4	136	2.72
2	Level of maintenance	14	41	32	37	10	134	2.91
3	Feeling of safety	7	30	36	47	18	138	3.28
4	Your ability to find and access the Track	36	44	26	25	4	135	2.39
5	Amount of parking	7	20	28	45	35	135	3.60




17. Please briefly explain any of your ratings:



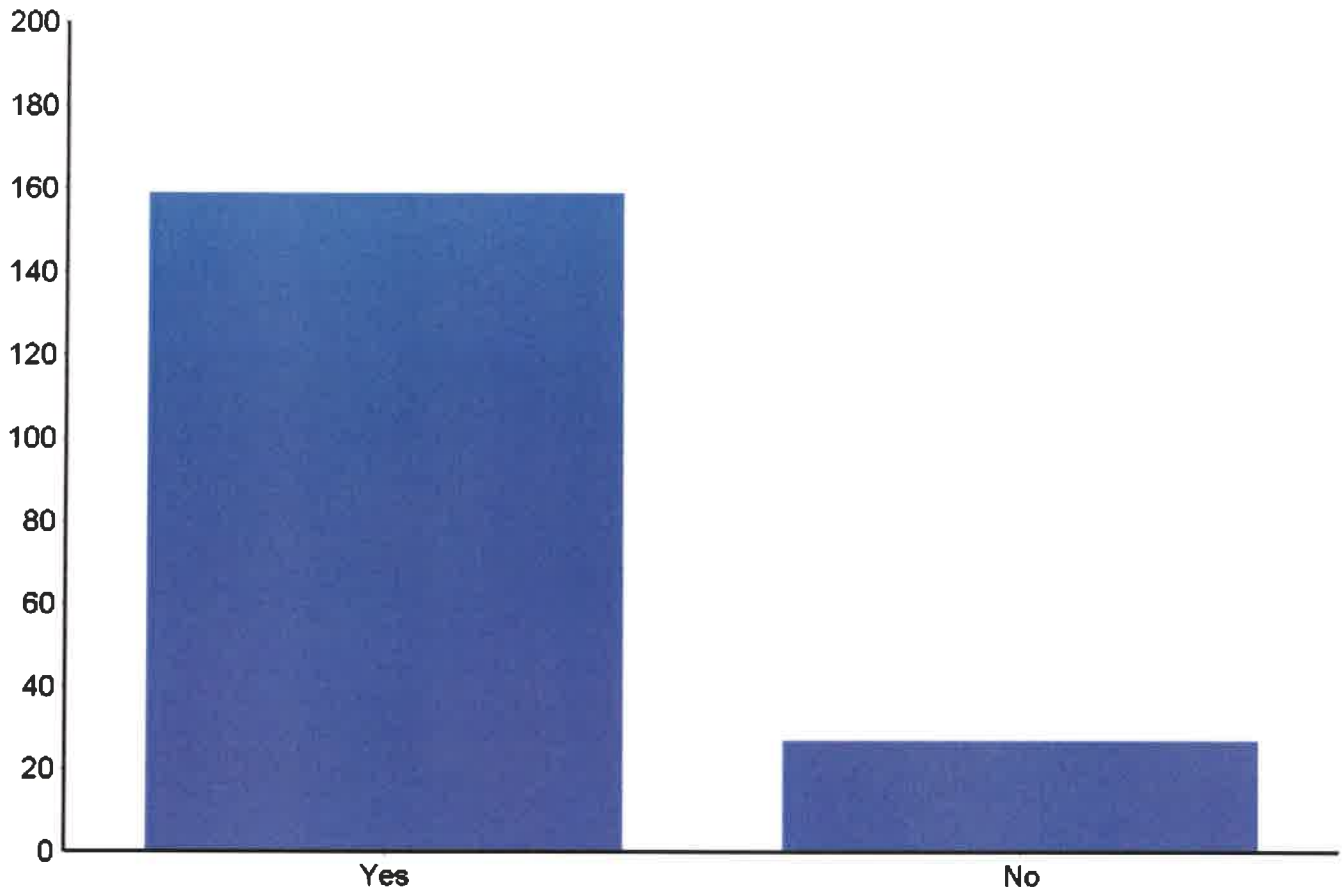
#	Answer	Bar	Response	%
1	Overall Quality		50	62.50%
2	Level of maintenance		53	66.25%
3	Feeling of safety		57	71.25%
4	Your ability to find and access the Track		50	62.50%
5	Amount of parking		66	82.50%
	Total		276	100.00%

19. Have you used these facilities for your personal exercise of family activities?
(Select all that apply)









#	Answer	Bar	Response	%
1	Track		75	38.66%
2	Baseball fields		44	22.68%
3	I have not used these facilities		107	55.15%
	Total		226	100.00%

20. Would you like to see improvements made at Evergreen Elementary for after school community recreation?

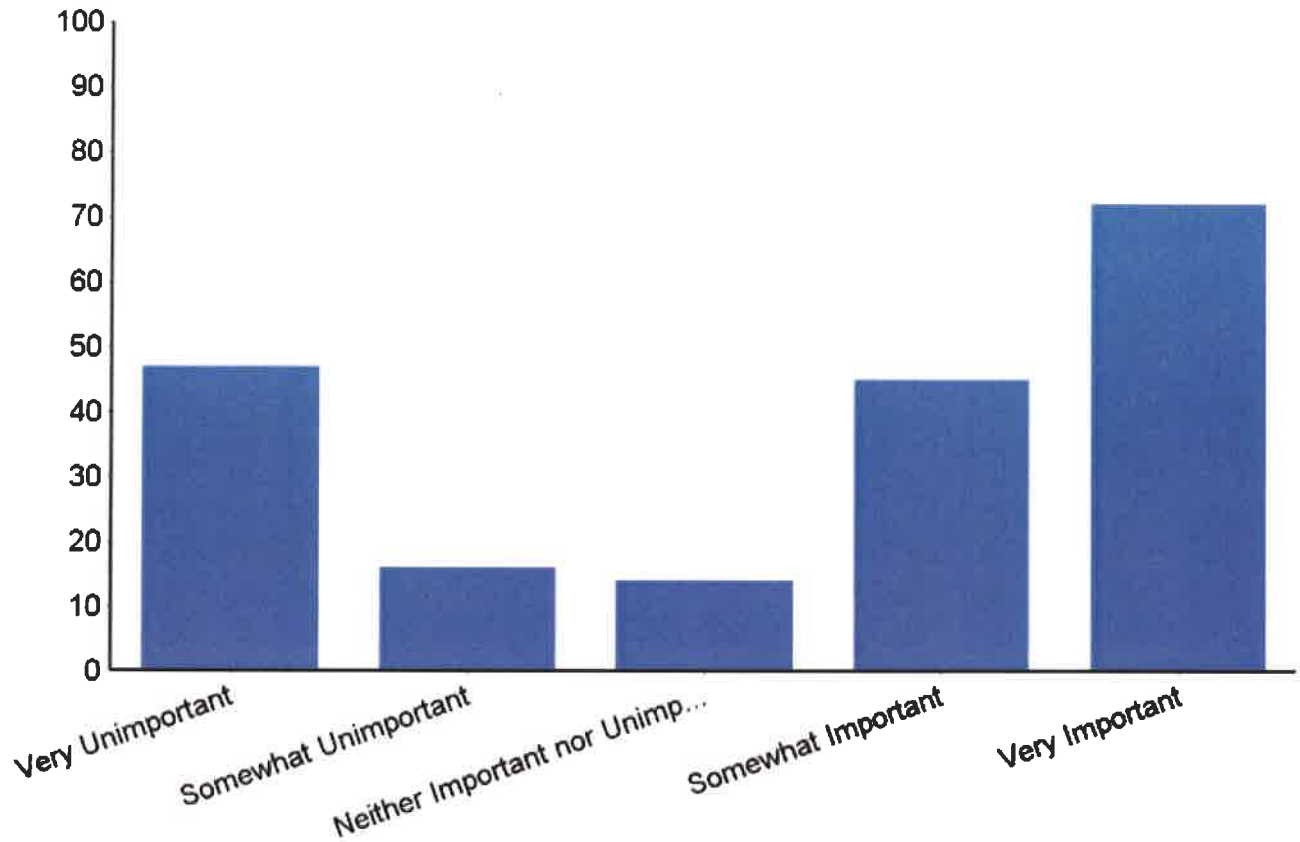







#	Answer	Bar	Response	%
1	Yes		159	85.48%
2	No		27	14.52%
	Total		186	100.00%

If yes, what would you like to be added or improved at Evergreen Elementary for after school community recreation?

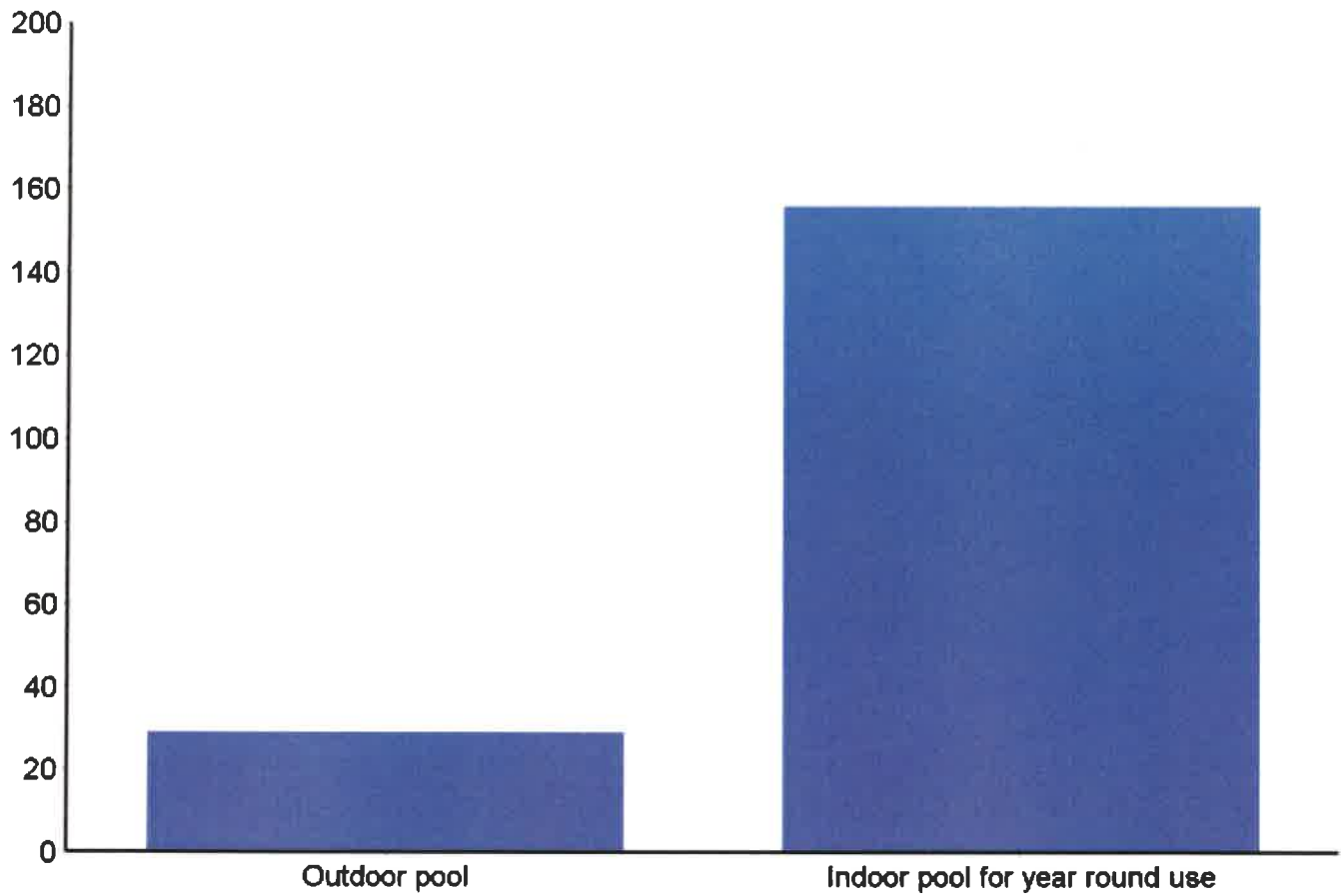
#	Answer	Bar	Response	%
1	Shaded playground		36	24.32%
2	Upgraded baseball diamonds		40	27.03%
3	Asphalt track		15	10.14%
4	Disc golf course		4	2.70%
5	Exercise course or outdoor exercise equipment		25	16.89%
6	Other		28	18.92%
	Total		148	100.00%



23. How important is it to you to have an open community pool within in Cave Junction?



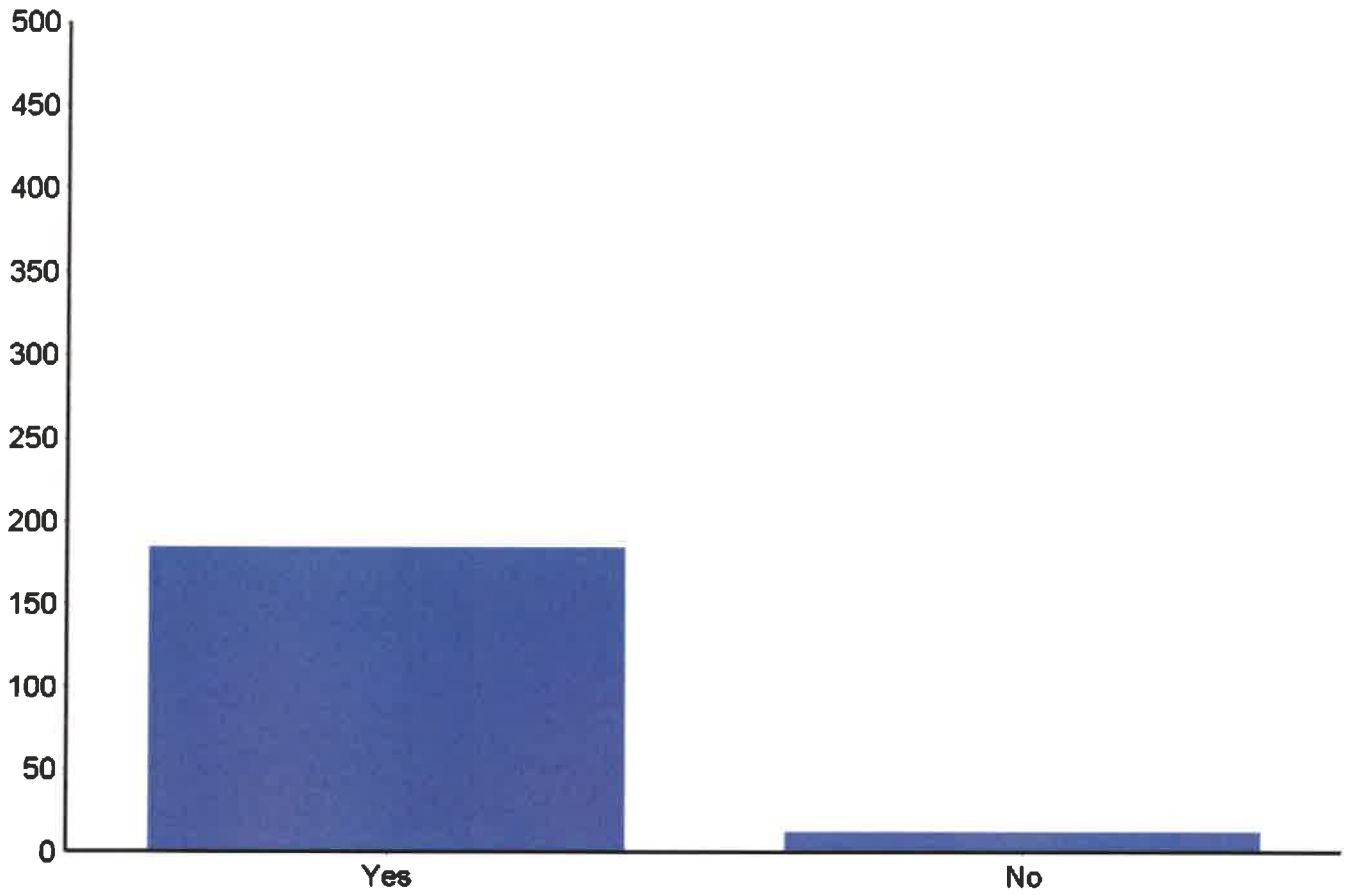
#	Answer	Bar	Response	%
1	Very Unimportant		47	24.23%
2	Somewhat Unimportant		16	8.25%
3	Neither Important nor Unimportant		14	7.22%
4	Somewhat Important		45	23.20%
5	Very Important		72	37.11%
	Total		194	100.00%



24. What is your preference?



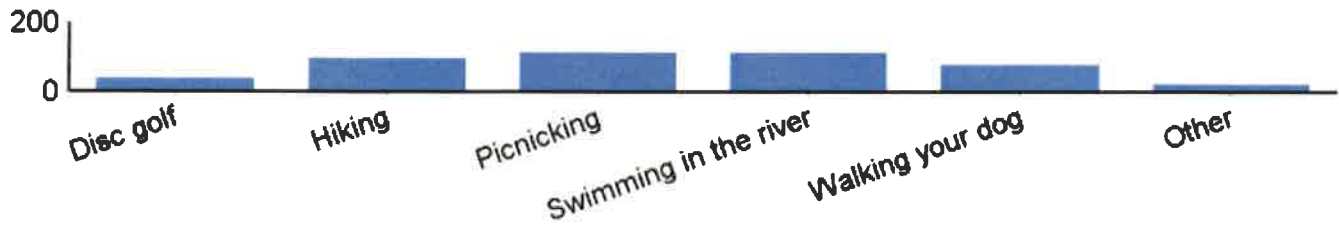
#	Answer	Bar	Response	%
1	Outdoor pool		29	15.68%
2	Indoor pool for year round use		156	84.32%
	Total		185	100.00%

27. Have you been to Illinois River Forks State Park?



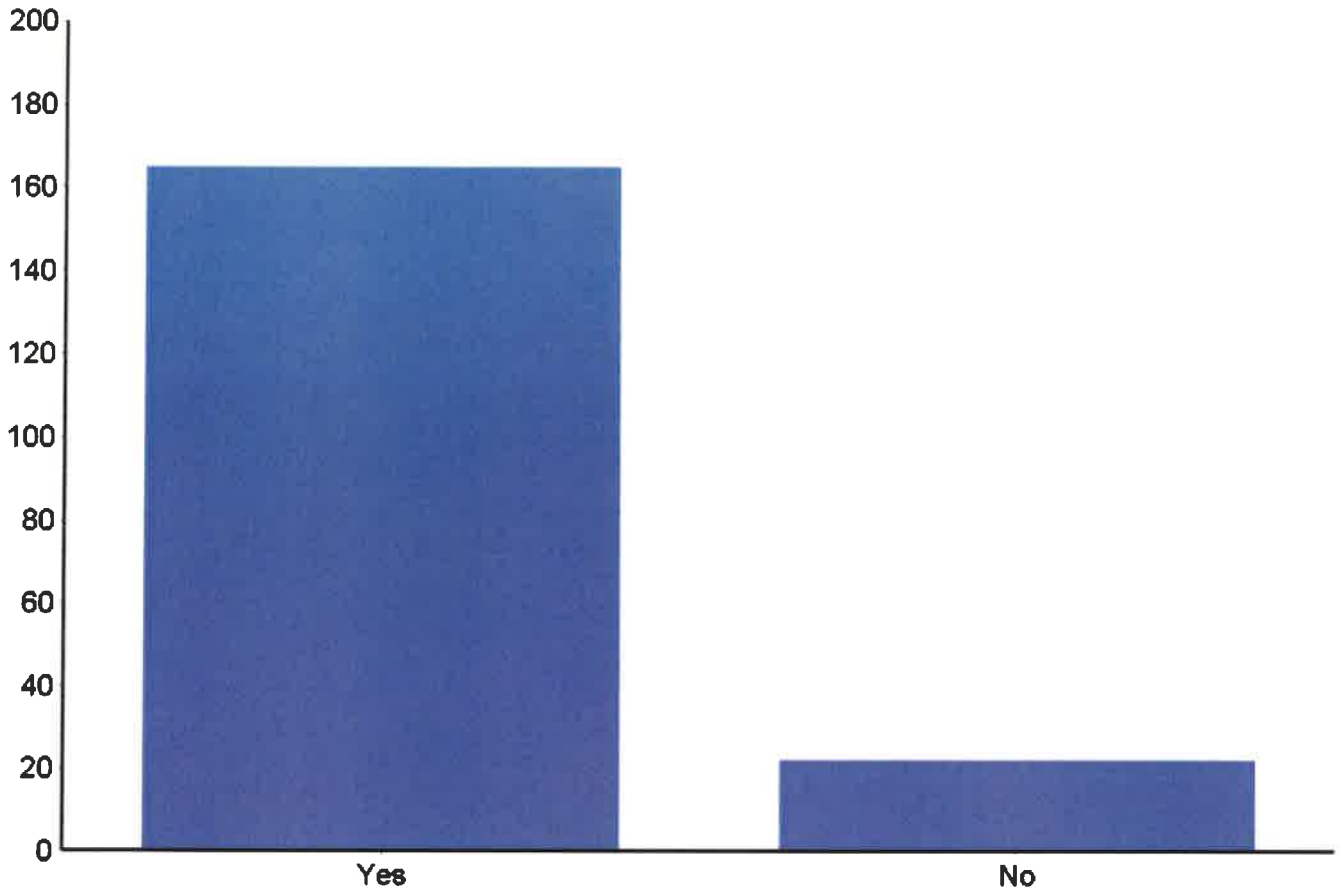
#	Answer	Bar	Response	%
1	Yes		184	93.88%
2	No		12	6.12%
	Total		196	100.00%

If yes, what type of activities do you usually participate in? **(Please check all that apply)**












#	Answer	Bar	Response	%
1	Disc golf		41	22.65%
2	Hiking		99	54.70%
3	Picnicking		116	64.09%
4	Swimming in the river		116	64.09%
5	Walking your dog		80	44.20%
6	Other		25	13.81%
	Total		477	100.00%

28. If access to the eight miles of hiking trails were easier, would you use the hiking trails?

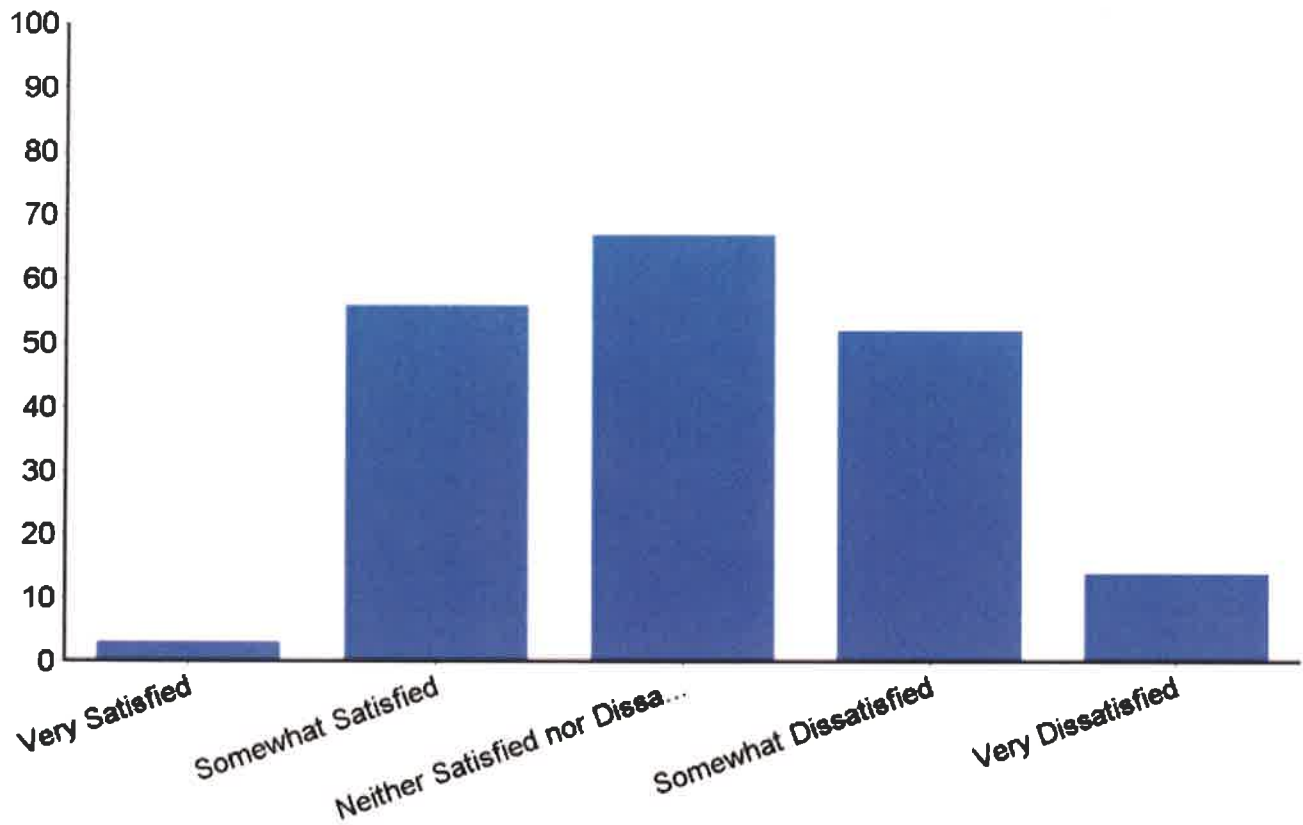







#	Answer	Bar	Response	%
1	Yes		165	88.24%
3	No		22	11.76%
	Total		187	100.00%

29. What new recreational facilities would you like to see developed in Illinois River Forks State Park? (Please check all that apply)

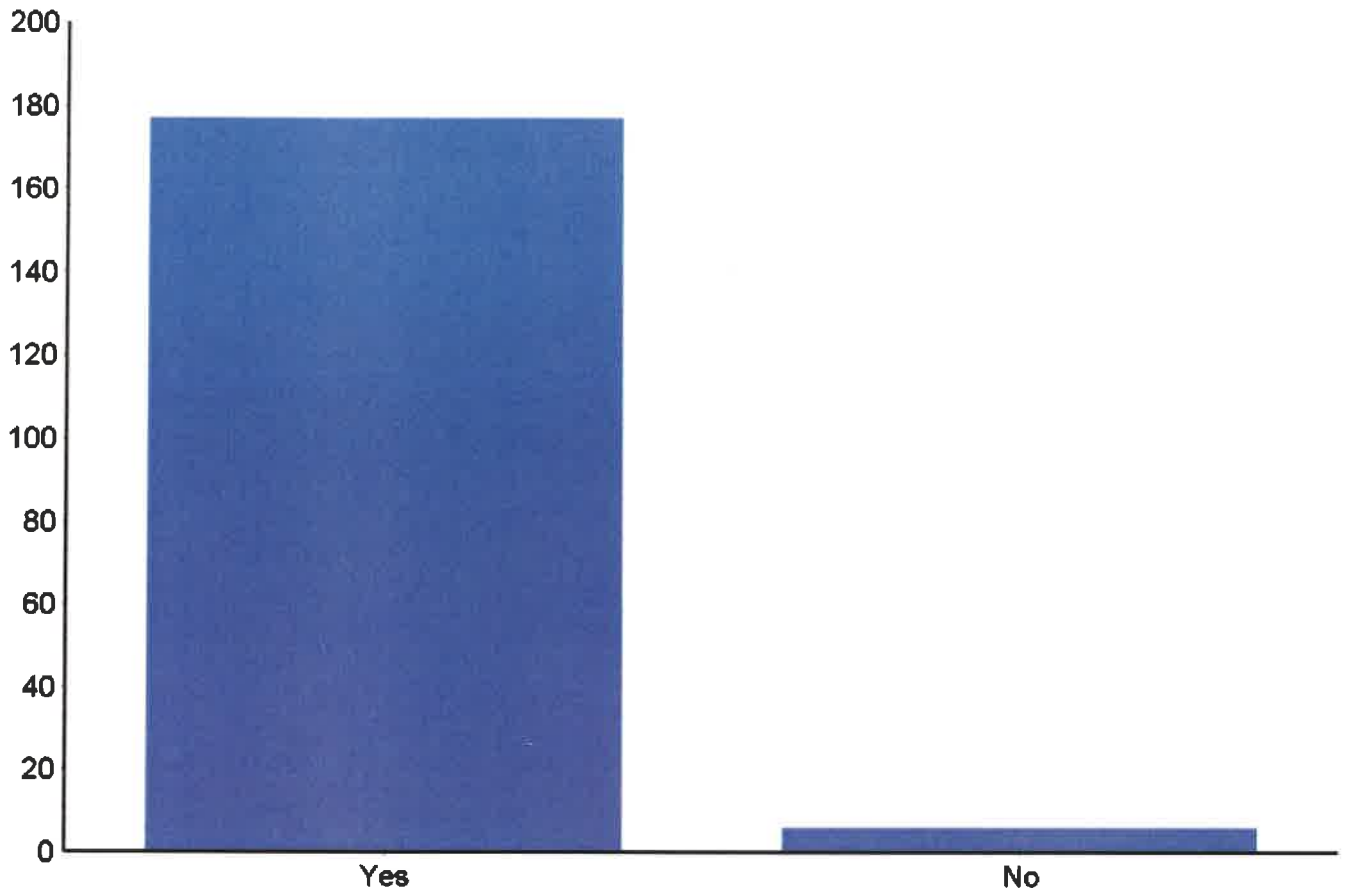
#	Answer	Bar	Response	%
1	Wheelchair accessible activities		51	28.18%
2	Picnic tables with BBQ pits		104	57.46%
3	Group picnicking sites		64	35.36%
4	Shade structures for group gatherings		88	48.62%
5	Playground		110	60.77%
6	Campground		73	40.33%
7	Drinking water fountain		108	59.67%
8	Bike Paths		90	49.72%
9	Other		34	18.78%
	Total		722	100.00%

30. What is your level of satisfaction with the overall quality of recreational classes, events, and teams located in Cave Junction?



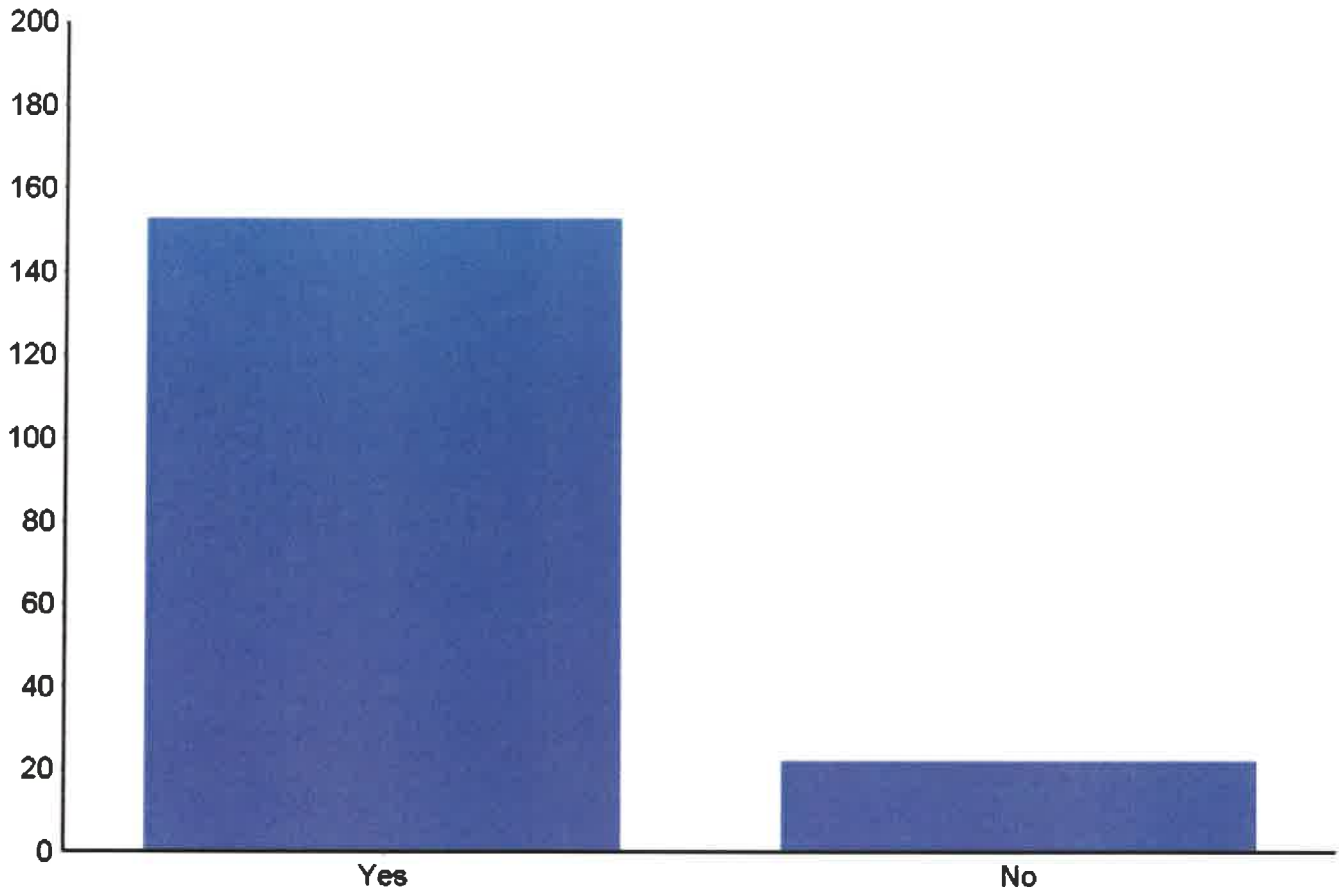
#	Answer	Bar	Response	%
1	Very Satisfied		3	1.56%
2	Somewhat Satisfied		56	29.17%
3	Neither Satisfied nor Dissatisfied		67	34.90%
4	Somewhat Dissatisfied		52	27.08%
5	Very Dissatisfied		14	7.29%
	Total		192	100.00%



31. Would you like to see recreation classes, events, and teams expanded or added in the next 5 years?












#	Answer	Bar	Response	%
1	Yes		177	96.72%
2	No		6	3.28%
	Total		183	100.00%

33. Would you like to see special events (for example, the annual Easter Egg Hunt or the Labor Day Festival) expanded or added in the next 5 years?












#	Answer	Bar	Response	%
1	Yes		153	87.43%
2	No		22	12.57%
	Total		175	100.00%













35. How do you usually learn about recreation opportunities? (Please check all that apply)

#	Answer	Bar	Response	%
1	Illinois Valley Calendar Website (www.ivcalendar.org)		37	19.27%
2	Illinois Valley Community Radio 105.7 FM		14	7.29%
3	Email Listserv		24	12.50%
4	Facebook		144	75.00%
5	Flyers		95	49.48%
6	Public School Newsletters		32	16.67%
7	Word of Mouth		134	69.79%
9	Other		39	20.31%
10	Senior Center Newsletters		19	9.90%
	Total		538	100.00%

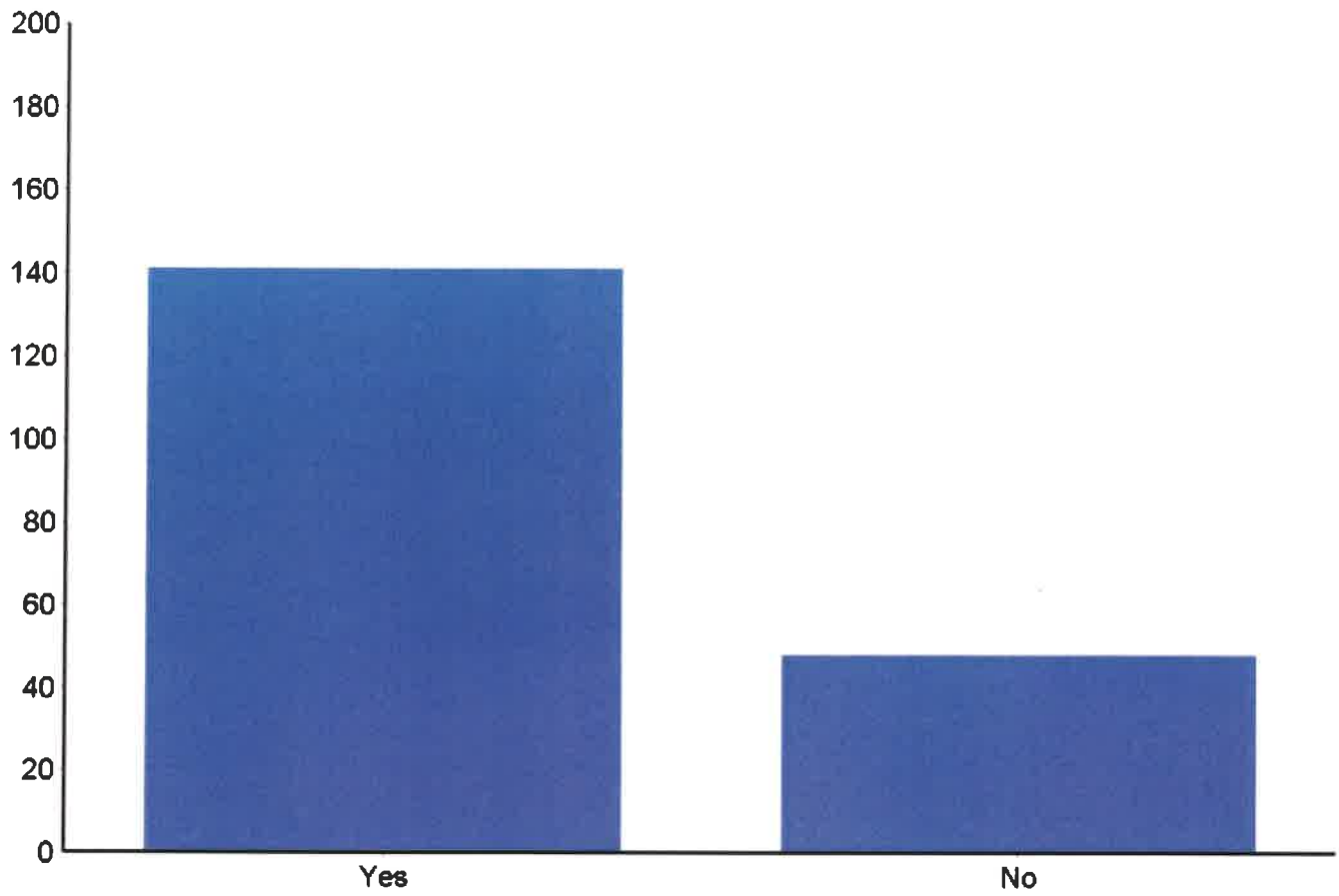
36. How do you usually learn about special events in the community? (Please check all that apply)



#	Answer	Bar	Response	%
1	Illinois Valley Calendar Website (www.ivcalendar.org)		29	15.26%
2	Illinois Valley Community Radio 105.7 FM		12	6.32%
3	Email Listserv		22	11.58%
4	Facebook		147	77.37%
5	Flyers		96	50.53%
6	Public School Newsletters		30	15.79%
7	Senior Center Newsletters		18	9.47%
8	Word of Mouth		134	70.53%
9	Other		50	26.32%
	Total		538	100.00%

37. What are your top priorities for Cave Junction Parks and Recreation in the next 10 years? (Choose 3)

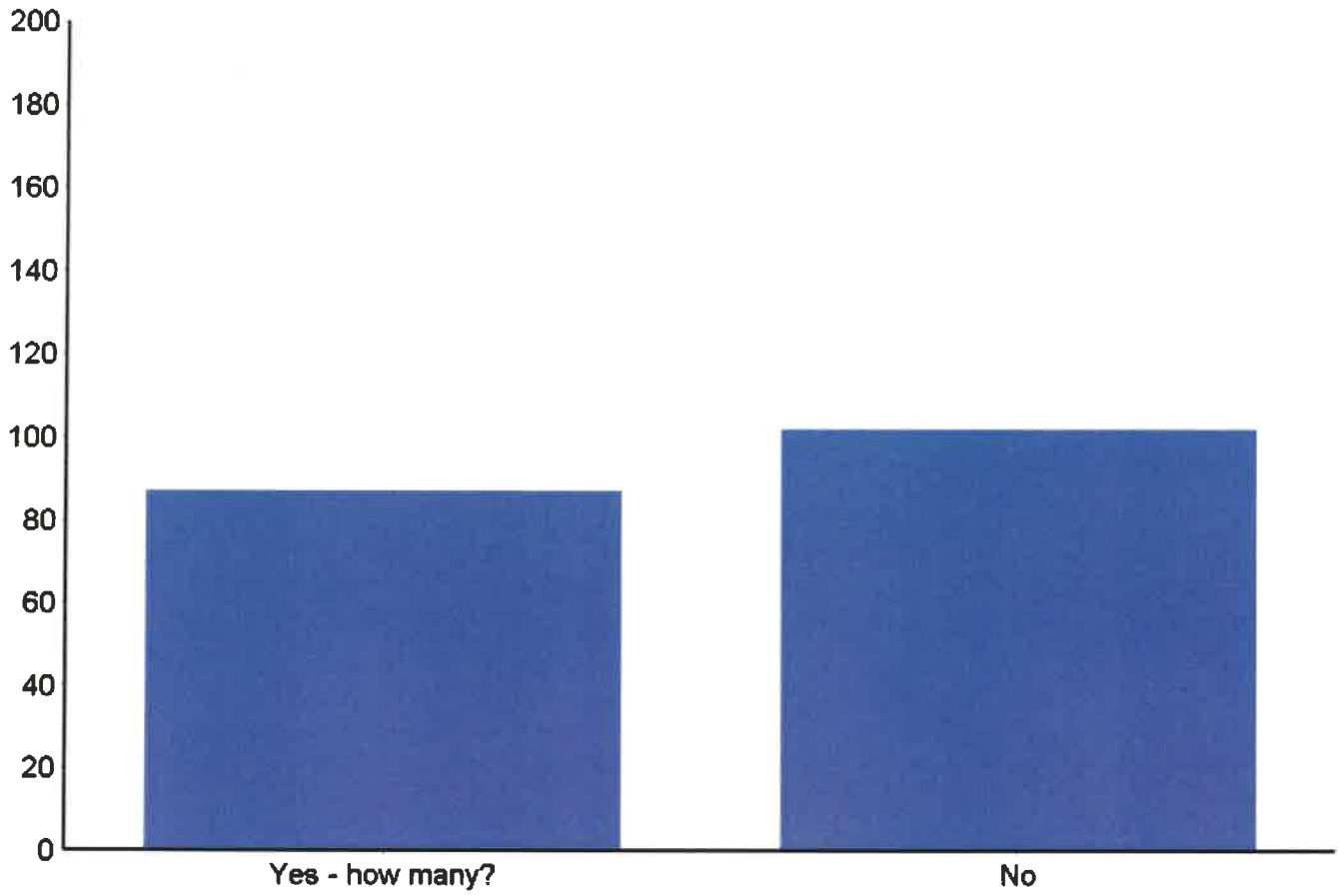
#	Answer	Bar	Response	%
1	Build a multi-purpose recreation center		57	30.00%
2	Add new recreation facilities to Jubilee Park		49	25.79%
3	Develop Old Stage Park		38	20.00%
4	Build bike paths/trails to connect existing parks to the larger community		58	30.53%
5	Provide more recreation classes/activities		62	32.63%
6	Improve or develop community recreation opportunities at local schools		27	14.21%
7	Build an all sports park (different than Jubilee Park)		19	10.00%
8	Focus on maintaining what is currently in place		53	27.89%
9	Build an outdoor swimming pool		29	15.26%
10	Build an indoor swimming pool		113	59.47%
11	Create a new park in Cave Junction that would:		6	3.16%
12	Improve wheelchair access and develop accessible recreation activities		14	7.37%
	Total		525	100.00%



39. Do you live in Cave Junction?



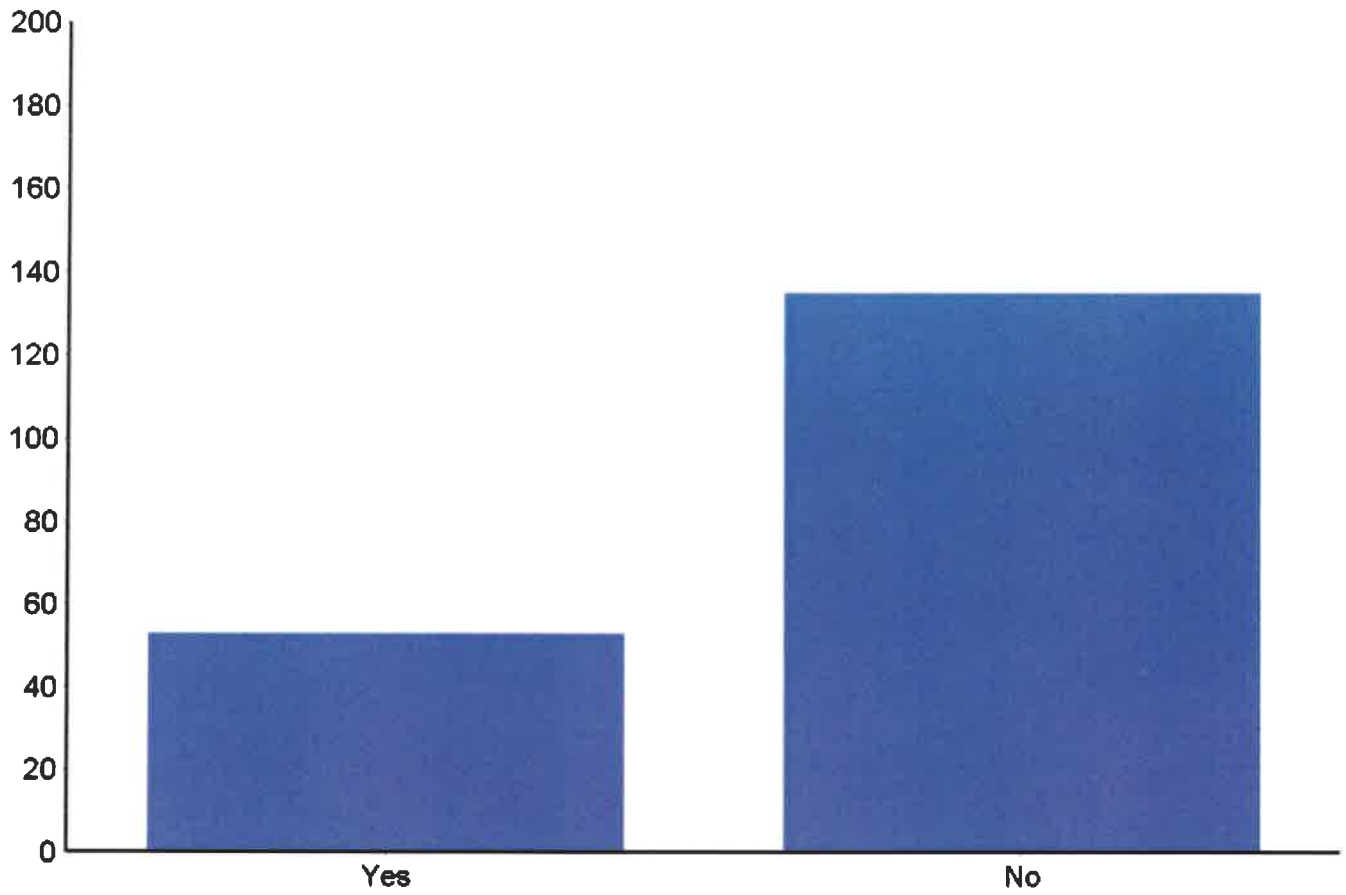
#	Answer	Bar	Response	%
1	Yes		141	74.60%
2	No		48	25.40%
	Total		189	100.00%


41. Do you have children in your household that are under the age of 18?



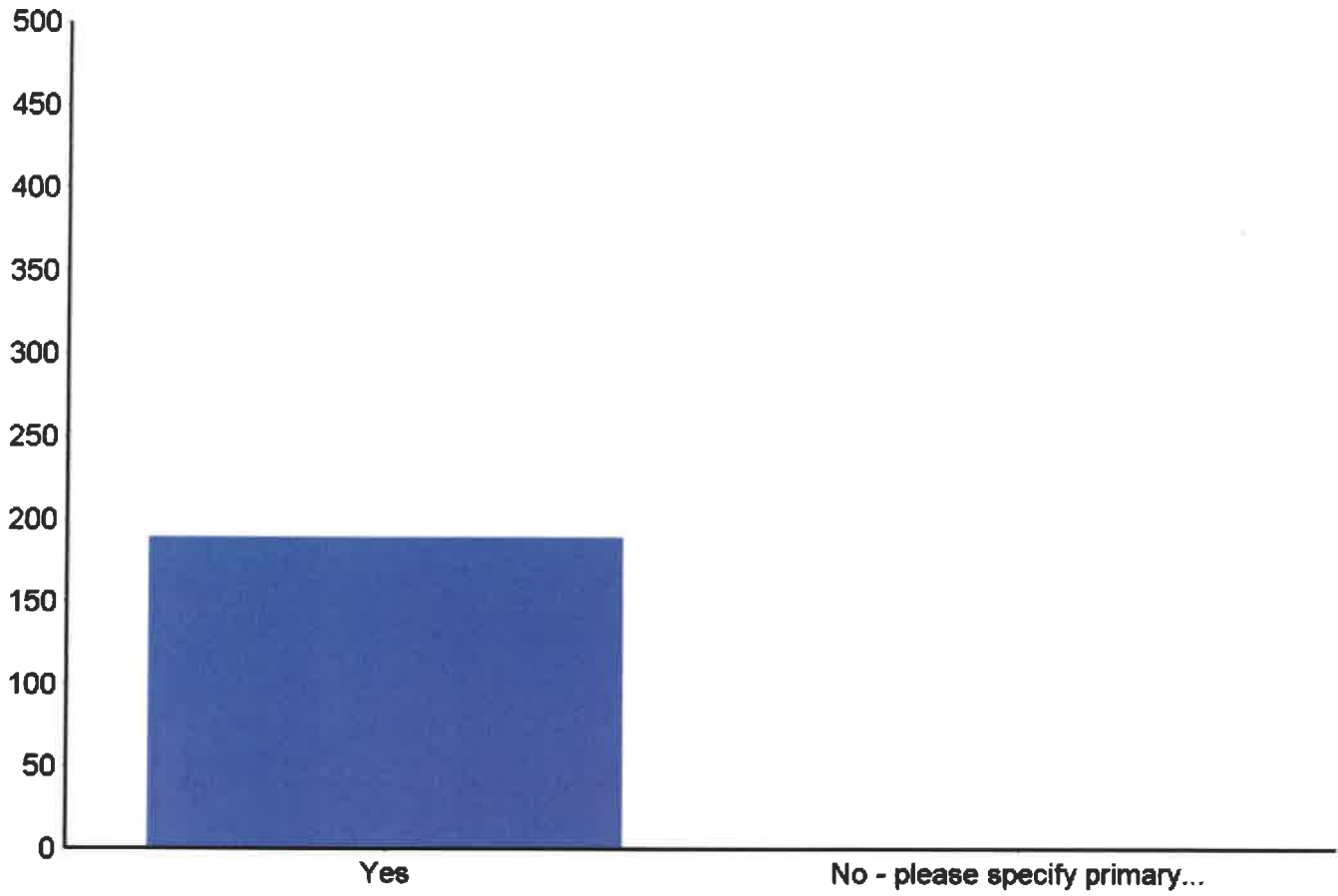
#	Answer	Bar	Response	%
1	Yes - how many?		87	46.03%
2	No		102	53.97%
	Total		189	100.00%

42. Do you, or anyone in your household, experience a disability?



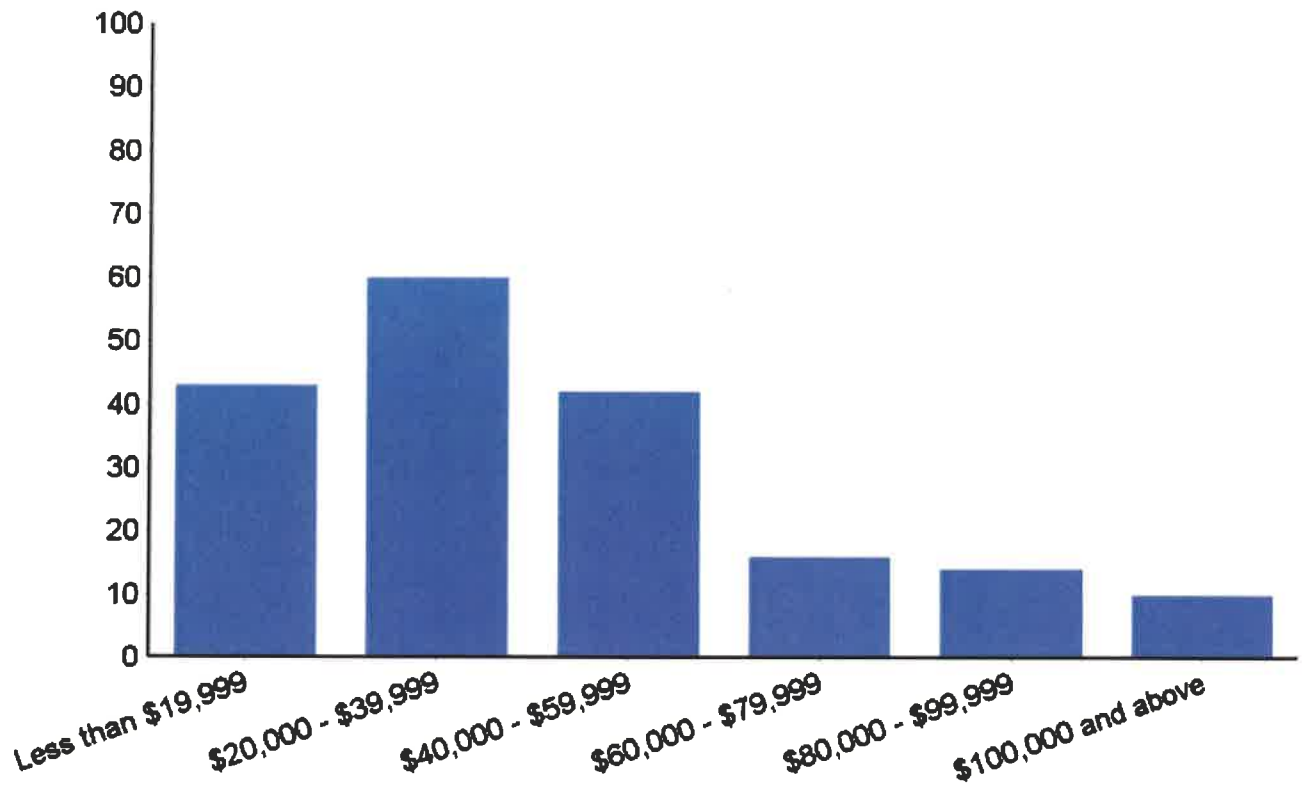
#	Answer	Bar	Response	%
1	Yes		53	28.19%
2	No		135	71.81%
	Total		188	100.00%







43. Is English the primary language spoken in your household?



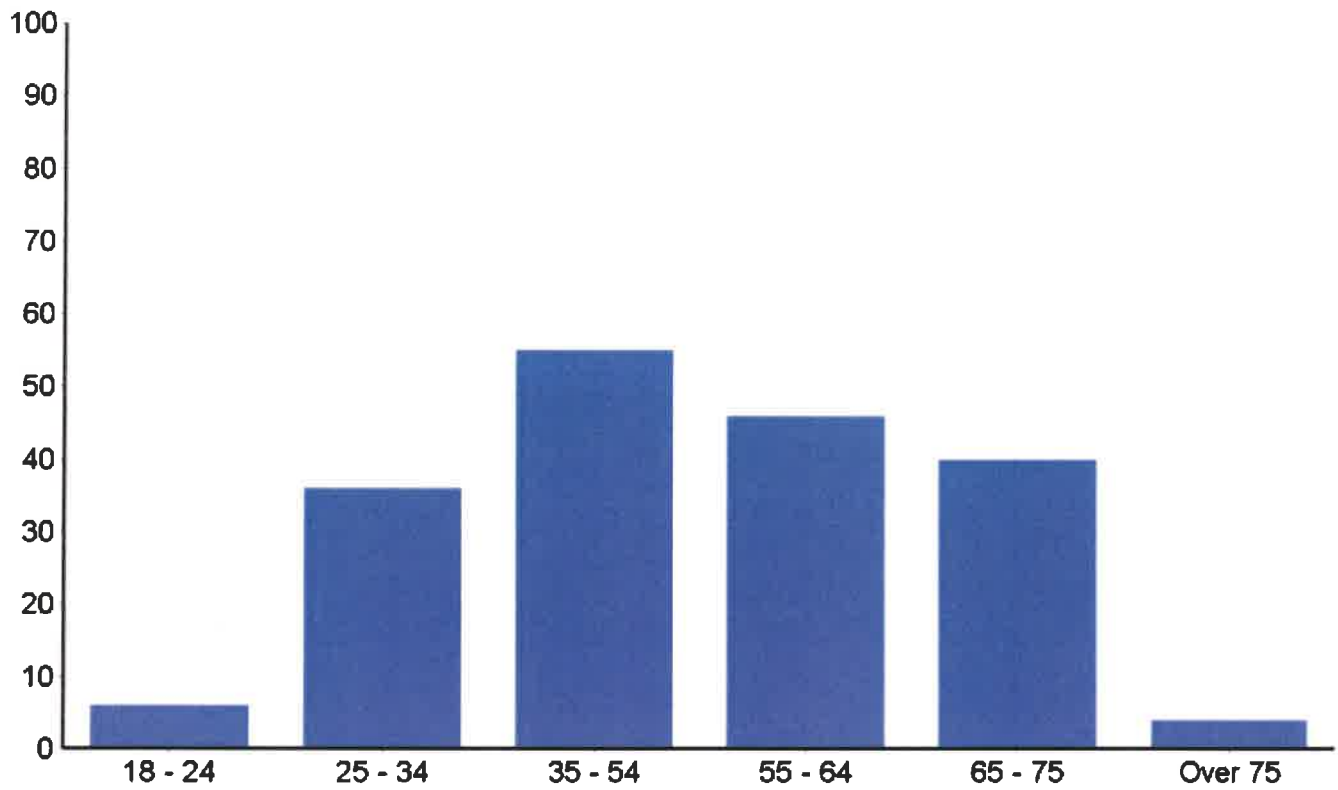
#	Answer	Bar	Response	%
1	Yes		189	99.47%
2	No - please specify primary language		1	0.53%
	Total		190	100.00%







44. What was your 2016 household income (before taxes)?



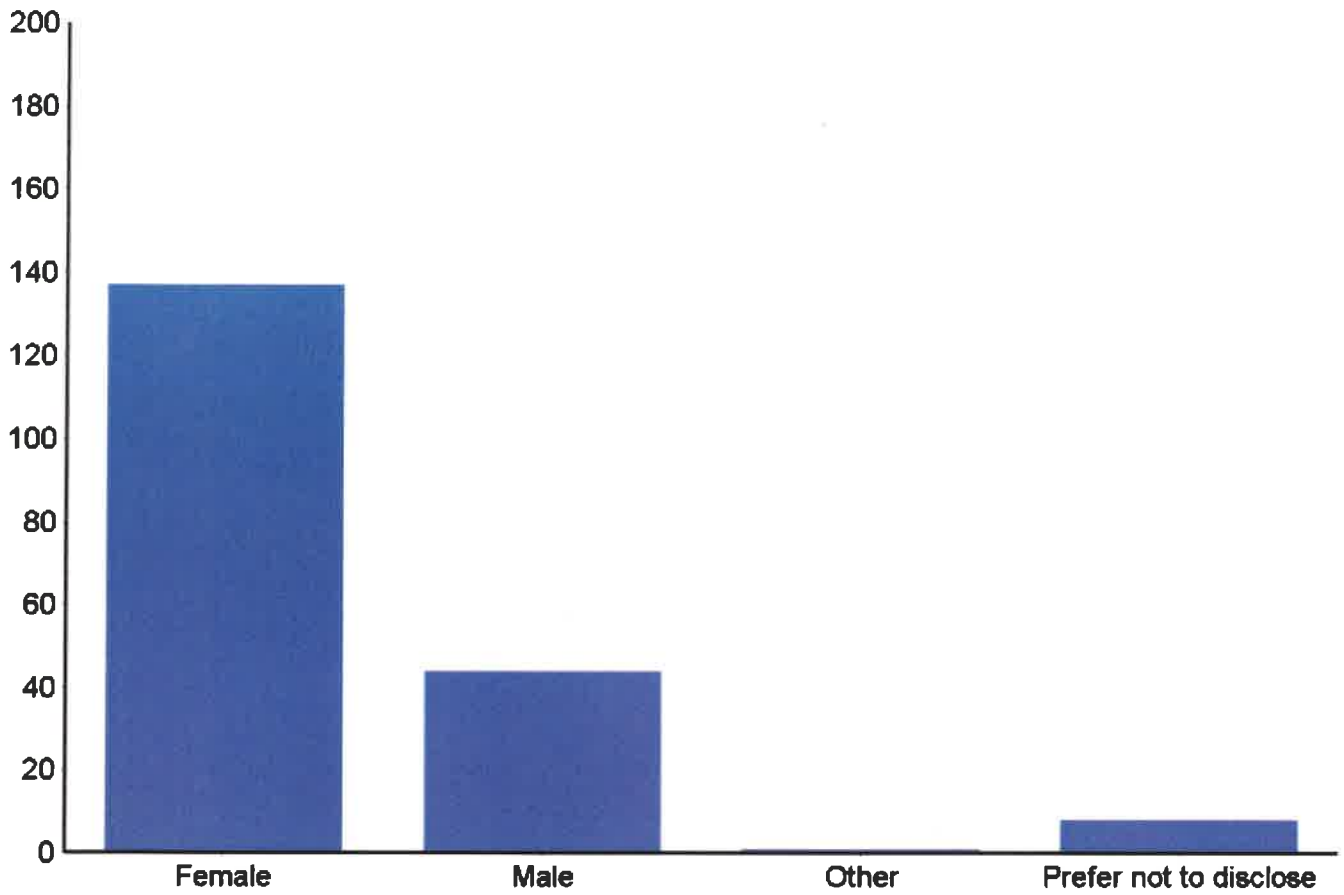
#	Answer	Bar	Response	%
1	Less than \$19,999		43	23.24%
2	\$20,000 - \$39,999		60	32.43%
3	\$40,000 - \$59,999		42	22.70%
4	\$60,000 - \$79,999		16	8.65%
5	\$80,000 - \$99,999		14	7.57%
6	\$100,000 and above		10	5.41%
	Total		185	100.00%





45. What is your age?



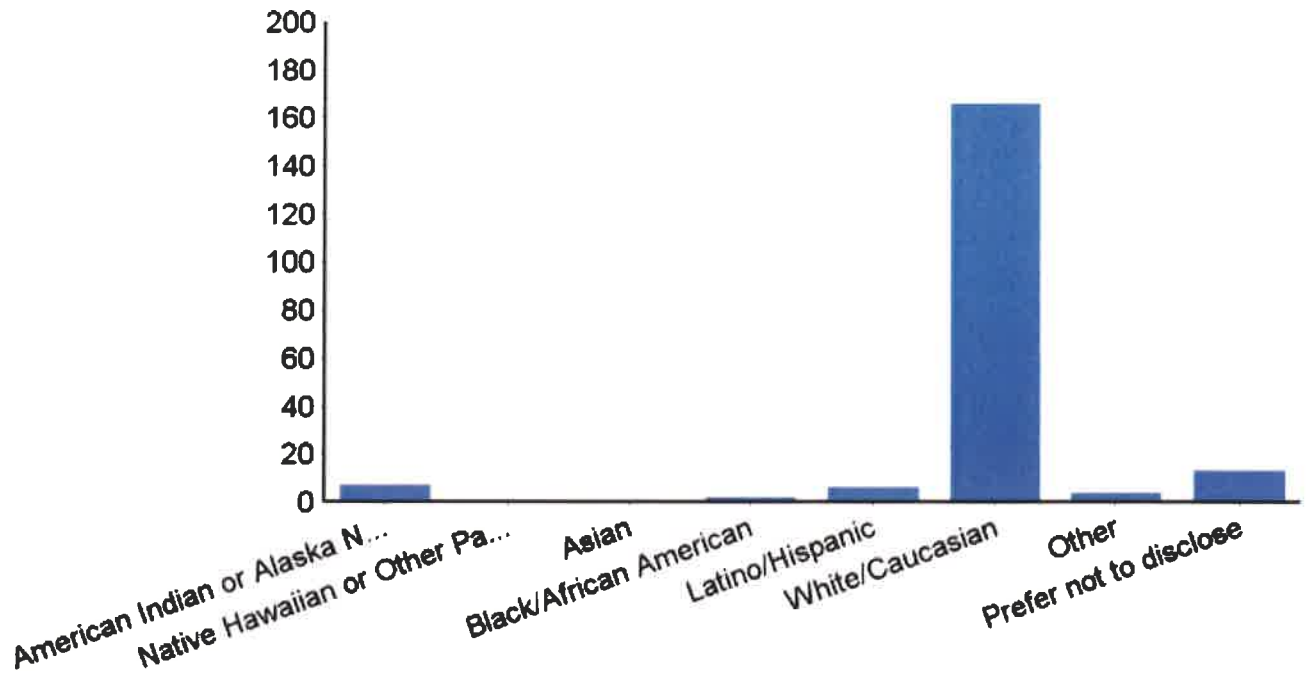
#	Answer	Bar	Response	%
1	18 - 24		6	3.21%
2	25 - 34		36	19.25%
3	35 - 54		55	29.41%
4	55 - 64		46	24.60%
5	65 - 75		40	21.39%
6	Over 75		4	2.14%
	Total		187	100.00%

46. Which of the following best describes you?



#	Answer	Bar	Response	%
1	Female		137	72.11%
2	Male		44	23.16%
3	Other		1	0.53%
4	Prefer not to disclose		8	4.21%
	Total		190	100.00%

47. What is your race/ethnicity? (Select all that apply)



#	Answer	Bar	Response	%
1	American Indian or Alaska Native	■	7	3.74%
2	Native Hawaiian or Other Pacific Islander		0	0.00%
3	Asian		0	0.00%
4	Black/African American		2	1.07%
5	Latino/Hispanic	■	6	3.21%
6	White/Caucasian	■	166	88.77%
7	Other		4	2.14%
8	Prefer not to disclose	■	13	6.95%
	Total		198	100.00%

Open-Ended Responses

5. Which form of transportation do you most frequently use when going to the Parks? [Other]

Question #5 Open-Ended Response Codes	
Category	Count
Motorcycle	2
Motorcycle	2
Motorized Wheelchair Device	1
Power chair	1
Run	1
Run	1
Not Applicable	1
Do Not Visit	1

8. Please briefly describe your ratings for OVERALL QUALITY [Jubilee Park]

Question #8 Open-Ended Response Codes for Overall Quality	
Category	Count
People Living in the Park	21
Drug users	12
Homeless	9
Crime Concerns	10
Thieves	2
Crime Overall	6
Vandalism	2
Positive Statement	105
Jubilee General Positive	35
Jubilee Gathering Place	2
Organized Events	7
Old Stage Positive	1
Jubilee Location	3
Playground Improvements	13
Skate Park Improvements	3
Overall Improvements	5
Maintenance Appreciation	5
Positive Relative to the Local Resources	11
Natural Areas	1
Neutral	9
Farmers Market	2
Summer Concerts	1
Baseball Appreciation	2
BBQ/ Cooking Area	2

Free to Access	1
Shelter/ Rental Opportunities	2
Park Rec Needs	39
Upgrade Jubilee Overall	7
Enlarge Jubilee	2
Building Improvements	2
Field Improvements	4
Grand Stand Improvements	1
Bathroom Improvements	6
Lighting Improvements	2
Recreational Diversity	7
More Natural Areas	2
Picnic Tables/ Benches Issues	2
Baseball Safety Hazard	1
Lack Shade	1
Additional Baseball	1
More Amenities Generally	1
Overall Issue	19
Overall Feel Unsafe/ Uncomfortable	6
Old Stage Access Transportation	1
Chemical Use in Maintenance	2
Overall Issues	5
ADA Accessibility	1
Drainage Issues	1
Used to be inviting	1
Summer Heat Makes it Less Usable	1
Noise Industry Concerns	1
Community Investment	2
Lack Investment	1
Visit for Community Engagement	1

8. Please briefly describe your ratings for LEVEL OF MAINTENANCE [Jubilee Park]

Question #8 Open-Ended Response Codes for Level of Maintenance	
Category	Count
People Living in the Park	15
Drug Users	8
Homeless	7
Positive Statement	72
Positive Relative to the Local Resources	20
Overall Positive	10
Maintenance Appreciation	24
Neutral	5
Mowing done well	6

Trash picked up well	3
Graffiti removal done well	4
Overall Issue	28
Chemical Use in Maintenance	2
Drainage Issue	5
Overall Feel Unsafe/ Uncomfortable	4
Overall Maintenance	14
Overall Renovation Needed	2
Safety Issue Related Dogs	1
Crime Concerns	23
Vandalism	12
Litter	10
Thieves	1
Park Need	41
Bathroom Maintenance	22
Bathroom Renovation	11
Fence Renovation	2
Grass Maintenance	3
Electrical Distribution Box Repair	1
Fences Used to Close at Night	1
Water Fountains not Functional	1

8. Please briefly describe your ratings for FEELING OF SAFETY [Jubilee Park]

Question #8 Open-Ended Response Codes for Feeling of Safety	
Category	Count
People Living in the Park	105
Drug users	46
Homeless	58
Unsafe when they are in Groups	1
Overall Issue	67
Overall Unsafe	23
City Overall Unsafe	3
Lack of Patrols	16
Safety Hazard from Litter	11
Vandalism/ Graffiti	2
Stealing (Park facilities & Own Car)	2
Only Visit the Park in a Group	5

Fighting	5
Effects on Different Demographics	33
Not Kid Friendly	27
Understand Others Feel Unsafe	5
Unsafe for Women	1
Dependent on Context	25
Unsafe in Off Season	1
Issue During Events	1
Bathrooms Specifically Unsafe	5
Unsafe at Night	9
Verbal Statements from Teens	5
Wooded Area Unsafe	3
Fence Around the Children's Area	1
Proposed Solution	3
Increase Access with a Walking Trail	1
Park Host/ Regular Security	2
Positive Statement	29
Community Gathering Place	1
Welcoming Environment	1
Overall Feel Safe	14
Homeless Look Unsafe, But No Unsafe Experience	7
Safe Only During Events	5
Lights Improve Safety	1

8. Please briefly describe your ratings for RANGE OF RECREATION OPTIONS [Jubilee Park]

Question #8 Open-Ended Response Codes for Range of Recreation Options	
Category	Count
Additional Options of Existing Facilities	16
Second Basketball Area	8
Second Softball Field	2
Second Baseball Field	5
Skate park Phase 2	1
New Facilities Needed	17
Soccer Field	2
Walking Path	2
Volleyball	2
Dog Park	2

Addition of Parcel would Improve Options	1
Winter Options (Gym)	1
Pool	3
Splash Pad	4
Recreation Classes Needed	4
Fitness Class Outside	1
Art/ Dance	1
Martial Arts	1
Horticulture	1
Positive Statement	40
Satisfied Relative to Local Resources	5
Old Stage Provides River Access	1
Satisfied Overall	15
Positive for Children	4
Adequate Amount of Activities	10
Adequate Maintenance	1
Satisfied with Community Events	4
Other Activity Ideas	4
Horseshoes	2
More Concerts	1
Tetherball	1
Demographic Needs	21
Activities for Seniors	6
Youth/ Teen Activities	6
People with Disabilities	3
Activities for Adults	6
Amenity Need	2
Shade	2
Improvements Needed	9
Baseball Field	1
Spectator Seating	1
Tennis	7
Overall Issues	25
No Chemical Use for Maintenance	1
Overall Maintenance	1
Overall Upgrades	1
Overall Lack of Options	16
Overall Safety	2
Year-Long Options	1

Need to Make Use of Local Public Lands	1
Need to Add to Events (Labor Day Festival)	1
More Picnic Tables	1

8. Please briefly describe your ratings for YOUR ABILITY TO FIND AND ACCESS JUBILEE PARK

Question #8 Open-Ended Response Codes for Your Ability to Find and Access Jubilee Park	
Category	Count
Positive	71
Easy	61
Easy Enough	7
Easy - Center of Town	3
Neutral	2
No Comment	1
Subcategory 2	1
Specific Concern	11
Necessary to Use Side Streets	1
Easy if in Town	1
Easy as Nearby	2
Lack of Sign if were New in Town	7

8. Please briefly describe your ratings for AMOUNT OF COMMUNITY EVENTS [Jubilee Park]

Question #8 Open-Ended Response Codes for Community Events	
Category	Count
Satisfaction	58
Satisfied	49
Neutral	5
Not satisfied	4
No Opinion	2
Don't Know	1
Don't Care	1
Improvements	10
Needs improvement	9
Better outreach	1
Events and programs	28
More events	25
There's a lot of events	1

More concerts	2
Cost/charge	1
Unsatisfied	1

8. Please briefly describe your ratings for AMOUNT OF PARKING [Jubilee Park]

Question #8 Open-Ended Response Codes for Amount of Parking	
Category	Count
Satisfaction	52
Satisfied	44
Neutral	3
Not Satisfied	5
Uses other transportation	3
Bike	1
Walk	2
Parking during events	36
Need more	36
ADA	1
More ADA/elderly parking	1
Parking	6
More parking	4
Needs improvement	1
Move farmers market from parking lot	1
Bike Parking	3
More covered bike parking	3

8. Please briefly describe your ratings for WHEELCHAIR ACCESSIBLE PATHS AND ACTIVITIES [Jubilee Park]

Question #8 Open-Ended Response Codes for Wheelchair Access	
Category	Count
Satisfaction	36
Satisfied	30
Neutral	2
Not Satisfied	4
No opinion	12
Don't Know	11
Don't Care	1

Improvement	11
Needs improvement	6
Need more	5
ADA Availability	4
No activities and events	0
No kids areas	2
Does not exist	2

9. Which, if any, of the following recreation amenities would you be most excited to see added to Jubilee Park? [Other]

Question #9 Open-Ended Response Codes	
Category	Count
Facilities	6
Soccer	2
Pool	2
Playground additions	1
Bocce Ball court	1
Events and program	2
Kids events	1
Bible class	1

10. Would you like to see Jubilee Park expanded through additional land acquisitions? YES - What should be added in the additional space?

Question #10 Open-Ended Response Codes	
Category	Count
Facilities	93
Soccer field	7
Dog Park	8
Baseball field	19
Basketball	2
Pool	2
Skate park	2
Water/spray park	3
Parking	8
Community Garden/green space	8
Ball field	7
Tennis	1
Exercise area	5
Playground	1

Youth Center	1
Disc golf	19
Activities and Programs	9
More activities	2
More events	2
Activities for youth	1
Additional recreation	4
Other	11
More light	1
More security	1
More maintenance	2
Expansion	6
Better transportation system	1
Community Gathering	7
More places to hangout	6
Picnic	1
Trails	11
Bike trail	3
Walking/hiking	7
Path from/for old stage	1
N/A	2

11. Please explain your answer for the wooded and natural areas in the park:

Question #11 Open-Ended Response Codes	
Category	Count
Trees	36
Keep trees	17
Cut some trees	6
Cut all trees	8
Not aware of trees/do not use	5
Safety	94
Homeless	42
Overall safety	27
Drug use/trash	25
Maintenance	21
Remove invasive plants	4
More maintenance	17
Preferences	41
Likes natural areas	39

Install lighting	2
Facilities	26
Exercise course	3
Baseball field	2
Walking trail	6
Soccer field	3
More benches/picnic tables	5
Access road	2
Multi-use Rec Center	1
Basketball court	1
Dog park	2
More amenities in general	1

15. Have you ever been to the Track east of Lorna Byrne Middle School? If yes, what do you use it for?

Question #78-15 Key	
Category	Count
Recreation	59
Walking	30
Jogging/Running	13
Walking dog	4
Exercise	1
Watch/play sports	7
Frisbee	1
Connect with nature	2
Ride bike	1
Other	9
Do not use	7
Stargaze	1
Memorial	1

17. Please briefly describe your ratings for OVERALL QUALITY [Lorna Byrne Track]

Question #17 Open-Ended Response Codes for Overall Quality	
Category	Count
Maintenance	4
Needs Maintenance	3
Well Maintained	1
Cleanliness	6

Clean	3
Needs Cleaning	3
Upgrade/Renovate	20
Upgrade the field/track	6
Needs improvements	8
Need Bathroom	3
More parking	3
Crowdedness	3
Empty/isolated	2
Relaxing and private trees	1
Safety	7
Don't feel safe	7
Satisfaction	12
Satisfied	9
Neutral	1
Not Satisfied	2
Other	6
I don't use it	3
N/A	3

17. Please briefly describe your ratings for LEVEL OF MAINTENANCE [Lorna Byrne Track]

Question #17 Open-Ended Response Codes for Level of Maintenance	
Category	Count
Landscape	9
Clean Pine	1
Need Grass	1
Uneven ground	7
Cleanliness	7
Needs cleaning	5
Needs bins	1
it's clean	1
Maintenance	15
Vandalism	1
Well Maintained	7
Needs update/maintenance	7
Other	7
Need bathrooms	1
Need parking	1

Don't use it	1
N/A	4
Satisfaction	15
Satisfied	8
Neutral/uninterested	1
Not satisfied	6

17. Please briefly describe your ratings for FEELING OF SAFETY [Lorna Byrne Track]

Question #17 Open-Ended Response Codes for Safety	
Category	Count
Personal Safety	56
Feels concerned	37
Doesn't feel concerned	9
Safety of others	3
Feels concerned	3
Doesn't feel concerned	0
Impact from existing conditions	27
Woods make track feel isolated	5
Poor lighting	3
Stray animals	3
Vagrants negatively impact experience	7
Site history	1
Vacant lot adjacent to site creates negative uses	1
Conditions don't impact experience	7

17. Please briefly describe your ratings for YOUR ABILITY TO FIND AND ACCESS THE TRACK

Question #17 Open-Ended Response Codes for Find and Access Track	
Category	Count
Ability to locate the park	38
Easy	21
Difficult	17
Reasons for easy access	4
Close location to where respondent lives	3
You learn where it is after you first visit it	1
Reasons for difficulty	10

Poor visibility	4
Lack of parking	2
Exact location of the track is mostly local knowledge	4

17. Please briefly describe your ratings for AMOUNT OF PARKING [Lorna Byrne Track]

Question #17 Open-Ended Response Codes for Amount of Parking	
Category	Count
Comments related to the amount of parking	41
Amount of parking meets demand	1
Parking capacity is only OK	4
Parking capacity does not meet demand	36
Concerns related to the conditions of the area	19
Safety of vehicle/belongings inside	4
Parking along Old Stage Road road feels dangerous/ is difficult	6
Access to the parking area is poor	3
Area currently used for parking is in poor condition	3
Empty private property lot feels dangerous	3

18. Is there one improvement that you would like to see made to the Track east of Lorna Byrne Middle School? If yes, please explain.

Question #18 Open-Ended Response Codes	
Category	Count
New Services	48
Trash cans	1
Restrooms	14
Benches/seating	5
Increase and improve parking	19
Use the track for more/different sports	5
Bleachers	1
Signage	3
Safety	15
Improve lighting	6

Increase visibility (less places to hide)	7
Add fence	2
Limit hours of access	0
Maintenance	9
Improve quality of the track	6
Improve effectiveness of cleanup efforts	3

21. What, if anything, would you like to see developed in the southeast corner?

Question #21 Open-Ended Response Codes	
Category	Count
Facilities	102
Second gym	4
Baseball/softball field	7
Multi-use field	3
Community pool	19
Soccer field	6
Basketball court	7
Running track	1
Game room	1
Archery range	1
Track	1
BMX track	3
Par course	1
Exercise equipment	6
Indoor/outdoor theater	2
Ropes/obstacles course	2
Playground	1
Wellness park	1
Disc golf course	2
Indoor/outdoor rock climbing	3
Community garden	13
Racquetball	1
Building expansion	2
Restored FFA facilities	1
Stage/Outdoor entertainment facility	3
Community center	1
Tennis courts	4
Skate park	1
Dog park	2

Volleyball courts	1
Sculpture Garden	1
Mini golf field	1
Other	23
For youth	3
N/A, not sure, no preference	14
After-school programs	1
Invest in other two schools first	1
Agriculture program for youth	3
School businesses	1

22. What, if anything, would you like to see developed in the wooded area?

Question #22 Open-Ended Response Codes	
Category	Count
Wooded Area	30
Leave it the way it is	11
Nothing/no	19
Facilities	81
Restrooms	3
Volleyball court	1
Walking/running path	16
Basketball courts	1
Exercise equipment	3
Disc golf	8
Community pool	4
Bike track/trails	4
Playground	1
Park	1
Soccer field	4
Baseball/softball field	2
Locker room	1
Concession stand	1
Organic farming for kids/adults	2
Water fountains	1
Cross country track	1
Parking	5
Picnic tables	1
Natural learning area	6
Lighting	1

Concert stage	1
Protection of native species	3
Multi-use sports field	1
Second gym	1
Ropes course	1
Dog park	3
Trash cans	1
Benches	1
Camping area	1
Paintball course	1
Other	1
Based on student needs	1

25. If important, what would you like to see included in a pool?

Question #25 Open-Ended Response Codes	
Category	Count
Facilities	87
Locker rooms	6
Hot tub	7
Steam room	2
Lap lanes	12
Kid's pool	15
Indoor/year round	12
Step ladders/ADA access	3
Snake bar	1
Dive board	8
Concession stand	4
Outdoor pool	1
Adult pool	5
Waterslide	7
Exercise equipment	1
Recreation area	3
Programs	27
Competitive	5
Swim lessons/classes	12
Youth	4
Family	2
Seniors	4
Operations	23
Lifeguard	7
Renewable energy	1

No chemicals	2
Available to rent for events	2
Salt water	7
Funding	1
Safety Enforcement	3
Other	7
Use existing pool site	2
Affordable	3
Standard items	1
Lighting for night swims	1

26. If important, what kind of swim programs would you like to see offered?

Question #26 Open-Ended Response Codes	
Category	Count
Swim Programs	222
Swim Classes/lessons	71
Exercise/aquatic fitness/lap	55
High school use	8
Children/youth lessons	24
Senior lessons	11
Red cross/ lifeguard lessons	8
Physical Therapy	4
Adult Swim lessons	10
Free/open swimming	4
Swim team	17
Recreational use	4
Night swim	1
Scuba diving	1
People with disabilities exercise/programs	4
Facilities	1
Additional facilities	1
Events	2
Birthdays	2

27. If yes, what type of activities do you usually participate in (Forks State Park)? [Other]

Question #27 Open-Ended Response Codes	
Category	Count
Events	11

Events	11
Activities	15
Photography	2
Walking/hiking	5
Gardening	3
Bird watching	2
Volley ball	1
Reading	1
Board game	1
N/A	1

29. What new recreational facilities would you like to see developed in Illinois River Forks State Park?
[Other]

Question #29 Open-Ended Response Codes	
Category	Count
Events	10
Community events	5
Concerts/festivals	2
River Blessing Festival	2
Memorials	1
Recreation	8
Walking around	3
Plant walk	2
Photography/salmon hikes	3
Other	10
Use of pavilion	2
Volleyball net	1
Board games	1
Bird/river watching	2
Reading	1
Botany	2
Safety	1

32. If yes, what recreation classes, events, or teams would you like to see expanded or added in the next 5 years in Cave Junction?

Question #32 Open-Ended Response Codes	
Category	Count
Sports	34
Tennis	5
Swimming	11

Basketball	2
Soccer	7
Disc golf	1
Volleyball	0
Baseball	5
Softball	3
Individual activities	62
Yoga	6
Tai chi	2
Arts and crafts classes	11
Aquatic programs	13
Outdoor recreation	30
Community activities	40
The pool	4
Music events	2
Daycare/afterschool options	6
Boy scouts/girl scouts	1
Age specific classes	21
Family oriented classes	6

34. If yes, what special events would you like to see expanded or added in the next 5 years in Cave Junction?

Question #34 Open-Ended Response Codes	
Category	Count
Community Events	79
Holiday related	17
Health awareness and wellbeing	3
Music events	10
Farmers market	4
Blackberry festival	10
Family events	9
Volunteering	3
Events for kids and teens	5
Arts events	6
Outdoor recreation	5
Emergency prepare fair	1
Parades/festivals	6

35. How do you usually learn about recreation opportunities? [Other]

Question #35 Open-Ended Response Codes	
Category	Count
Newspaper	45
Illinois Valley News	34
Local Paper	3
Other Newspaper	6
Daily Courier	2
Newsletter	1
Garden Club Newsletter	1
Local Organization	1
Healthy U	1
Subcategory 2	
Email List	4
Takilma Community Building	3
Yahoo Groups	1

36. How do you usually learn about special events in the community? [Other]

Question #36 Open-Ended Response Codes	
Category	Count
Newspaper/Email	40
IV News/Newspaper	38
Takilma Email	2
Other	3
Church	1
Banner/Tabling/Signs	2

37. What are your top priorities for Cave Junction Parks and Recreation in the next 10 years? [Other]

Question #37 Open-Ended Response Codes	
Category	Count
Facilities	5
Soccer Fields	2
Bike/Walking Paths	1
Theater	1
Dog park	1
Maintenance	1
Pesticide-free	1

38. What else would you like to tell us about how to improve parks and recreation opportunities in Cave Junction?

Question #38 Open-Ended Response Codes	
Category	Count
Safety	42
Vandalism	3
Park Host	3
Homeless	6
Security/Enforcement	14
Increased Safety	12
Drug use	2
Lighting	2
Maintenance	13
Natural/organic	4
Improve school fields	1
Increased maintenance	8
New Facilities	19
Dog Park	2
Swimming/Swimming Pool	5
New Park	1
Shaded Structures	2
Track/Soccer Field/ Restrooms	4
Campsite	2
Multi-Rec Center	2
Fence around children's play area	1
Age Groups	17
Senior opportunities	5
Youth opportunities	12
Other	19
Partnerships	3
Increased Events	1
Bike/Hike Trails	7
Increased taxes for improvements	1
N/A or nothing	7